

girl scouts   
of southern nevada

Presents The

# Library Explorer Council Badge



Sponsored By


The  
**Library  
District**  
Las Vegas-Clark County





## Table of Contents

<u>Page</u>	<u>Topic</u>
3	Overview & Checklist
	Badge Activities
4	- Goal 1 Activities
5	- Goal 2 Activities
6	- Goal 3 Activities
7	- Goal 4 Activities
8	Badge Procedures
9	Printables
	Tell Me More About The Library Activity
10	- Daisy, Brownie, Junior, Cadette
11	- Senior, Ambassador
12	Nonfiction Scavenger Hunt Activity
13	- Library of Congress Map
14	- Dewey Decimal System Map
15	Story Time Scavenger Hunt Activity
16	- 'How To' Search the Catalog
	Sample Documentation Pages
17	- Photo Documentation
18	- Library Volunteer Hours Documentation
19	- Reading Log



# The Library Explorer

## Council Patch Program Overview & Checklist

Libraries provide free access to information, education, entertainment, community and cultural events and so much more for all ages. Library resources support personal development and lifelong learning. The first goal of this patch journey is to educate scouts on how to find a library and the things in the library. The second goal is to engage with literacy using library resources. The third goal is to dive into all the educational offerings at the library. The fourth goal is to explore how the library of today is so much more than just books.

### **Goal 1 Activities**

- Tell me more about the library!
- Nonfiction Scavenger Hunt
- Story Time Scavenger Hunt
- Volunteer at The Library

### **Goal 2 Activities**

- Nevada Reading Week
- Summer Reading Challenge
- Winter Reading Challenge
- Book Discussion

### **Goal 3 Activities**

- STEAM at the Library
- Culture and History at The Library
- Language Learning at The Library
- Learning at The Library

### **Goal 4 Activities**

- Art
- Health
- Entertainment
- Creating

### **To earn this badge:**

**Daisy Scouts:** Must complete one item from each goal category.

**Brownie Scouts:** Must complete one item from each goal category and one more item from any category.

**Junior Scouts:** Must complete one item from each goal category and two more items from any category.

**Cadette Scouts:** Must complete one item from each goal category and four more items from any category.

**Senior/Ambassador Scouts:** Must complete one item from each goal category and six more items from any category.

Full Name: \_\_\_\_\_

Troop #: \_\_\_\_\_ Grade: \_\_\_\_\_ Age: \_\_\_\_\_



# Goal 1 Activities

There are 4 library districts here in Clark County, Nevada. You may use your local library to complete these activities. To find a Las Vegas-Clark County Library near you, use this link: <https://thelibrarydistrict.org/locations>.

## **Goal 1 Activities**

- Tell me more about the library!
  - You will need the worksheet and something to write with.
  - You can do this activity independently, with your family or with your troop at a public library.
    - If you go with your troop, contact the library first to find the best time to go when a librarian might be available to help you.
  - For girls not in high school yet who need a library card, a parent/guardian must be present with the scout to sign up for a library card.
- Nonfiction Scavenger Hunt
  - You will need the worksheet and the map and something to write with.
    - Ask the librarian which cataloging system is used by your library.
    - The Las Vegas-Clark County Library, Boulder City Library and North Las Vegas Library use the Library of Congress Classification System. Henderson Library and most school libraries use the Dewey Decimal system.
  - This activity can be done independently, with your family or with your troop in a public or school\*\* library.
    - If you do this with a group, work in teams and start at different points on the list to see who can finish first.
    - \*\*You might not find all the matches in a school library because their collection is smaller.
- Story Time Scavenger Hunt
  - You will need the worksheet and something to write with.
  - This activity can be done independently, with your family or with your troop on a public library website.
    - If you do this with a group, work in teams and start at different points on the list to see who can finish first.
  - Many public libraries have computer areas that can be used to complete this activity.
- Volunteer at The Library\* \*
  - Volunteer for 10 hours at a library.
    - At the Las Vegas-Clark County Library, girls 14-18 years of age can volunteer at the library. There is an online application process that shows some of the jobs that you can help with.
    - You can also talk to your local and/or school librarian about helping in the library.
  - Make a chart to document the days and times that you volunteered and ask the librarian to sign it.
  - \*\*Keep a copy of your volunteer timesheet because those hours can count towards your service pin!



# Goal 2 Activities

## **Goal 2 Activities**

- Nevada Reading Week
  - Nevada Reading Week is a 7-day celebration of reading.
  - Visit their website: <https://www.nevadareadingweek.org/> to find book lists.
  - Pick a book title from their list that you can get from the library (See Story Time Scavenger Hunt for help searching).
  - Go to the *Teaching Books* resource, also found on their website, to select a related activity for your book.
  - Read and complete the activity.
  - Take a photo of your book and completed activity to be used for documentation.
- Summer Reading Challenge
  - Follow the instructions for the council's Summer Reading Challenge Badge.
  - The summer challenge takes place from May through July.
  - Take a picture of your challenge badge to be included as documentation for this council badge.
- Winter Reading Challenge
  - Follow the instructions for the council's Winter Reading Challenge Badge.
  - The winter challenge takes place in January.
  - Take a picture of your challenge badge to be included as documentation for this council badge.
- Book Discussion
  - Join a book club at your library or start your own.
  - As a troop or with your family and friends, you can pick a book title that the library has multiple copies of to use for your club.
  - For younger scouts, you could pick an author of short stories and do a read aloud during your book club/meeting.
  - The internet has many resources for book club questions that you can use to start a discussion. Here are two options:
    - From Scholastic Books:  
[https://www.scholastic.com/worldofpossible/sites/default/files/PamAllyn\\_20\\_Questions\\_to\\_Get\\_Kids\\_Talking\\_About\\_Books.pdf](https://www.scholastic.com/worldofpossible/sites/default/files/PamAllyn_20_Questions_to_Get_Kids_Talking_About_Books.pdf)
    - A 'How To' Guide for book clubs from the American Library Association: <https://libguides.ala.org/c.php?g=576217&p=9108742>
  - Take a photo of your book(s) and club meeting and record your meeting details to be used for documentation.



# Goal 3 Activities

## **Goal 3 Activities**

- STEAM at the Library
  - This can be done individually, with your family or as a troop.
  - Attend a STEAM/STEM event at your local library (<https://events.thelibrarydistrict.org/?t=STEAM>).
    - Take a picture and document the time and date as documentation for this badge.
  - Alternatively, find a STEAM/STEM activity book from your local library and do one of the activities.
    - Document the book details and take pictures of your activity as documentation for this badge.
- Culture and History at The Library
  - This can be done individually, with your family or as a troop.
  - Use library resources, online and in the branches, to research cultural celebrations around the world.
  - Pick a celebration to research and make a presentation for your family or troop.
  - Take a photo of your presentation and write the details about your celebration and library resources used as documentation for this badge.
- Language Learning at The Library
  - This activity is better suited for individuals with family help if needed. That said, troops can have girls partner up and explore together at the library or online with guidance.
  - With a library card, use one of the online language resources, Muzzy or LOTE4Kids, or find bilingual books at your local library.
  - Learn 4 words in 4 different languages.
  - Document your time spent, the languages you explored, the resources you used from the library and the 4 words you learned.
- Learning at the Library
  - Find three homework resources that would be appropriate for your grade.
  - Document the name of each resource and the school subject(s) and grade levels it supports.
  - For Ambassador Scouts, also find a test prep resource available through the library to add to your list.
  - Finish by finding a library resource for learning something fun. Document the fun thing you want to learn and the library resource that can help with that.



# Goal 4 Activities

## Goal 4 Activities

- Art
  - Explore what art is on display at your library.
  - Find out who the artist is.
  - Find a book about the art medium used, i.e. clay, paint, etc.
  - Pretend you are writing a letter to a friend to tell them about the art.
    - Include which library you were at.
    - Include the artist's name.
    - Include the book you found.
  - Alternatively, the Las Vegas-Clark County Library District has a YouTube channel that includes videos of past art exhibits at the library. Pick one of those to watch and write the letter about.
  - The letter is your documentation.
- Health
  - For this activity you will use your library's website.
  - Look for events at your library related to healthy habits like eating, exercise and good mental health.
  - Pick one you like and write down the details.
  - Search for books at the library about that same topic.
    - Write how many there are.
  - Search for videos and other media about that topic
    - Write how many the library has.
  - Your documentation will state the topic you were interested in and include a list that has your chosen event's details, details for a book and for the other media you found on the topic.
- Entertainment
  - Use your library's website and find their event calendar.
  - Can you find a music performance?
  - Can you find a show for kids?
  - Find something you and your family or troop can attend.
  - Make a plan to go
  - Take a photo to go with the event details for your documentation.
- Creating
  - At your library, attend a maker event or get a Make-n-Take craft.
    - Take a picture of your creation and record the details about the library that hosted the event.
  - Alternatively, many of the library websites have online learning platforms for crafting.
    - Pick an online crafting video to follow and take a picture of your creation as well as recording the details about the library resource you used as your documentation.



# Badge Procedures

Here is a quick 1,2,3 to get your badge:

1. Scouts will collect a document page for each activity accomplished and connect those pages to a copy of the checklist page.
  - a. Make sure that scout contact information is included on the documentation!
2. Scouts will turn in the documentation to The Girl Scouts of Southern Nevada Council or their troop leader.
3. Once the council has the scout's documentation or troop leader request, the council will send out the Library Explorer patches free of charge.

## **Council Notes**

The Las Vegas-Clark County Library District will provide the Girl Scouts of Southern Nevada Council with Library Explorer council badges free of charge. The council will provide these badges, free of charge, to scouts and troops. The council will contact the Las Vegas-Clark County Library Outreach Department to request additional badges. Each June, the council will report, to the library's Outreach Department, the number of badges distributed during the year. At that time, in June, the council and library can modify this badge and its plan as needed. Either party can choose to discontinue this program at any time should the need arise.



# Printables

## Tell Me More About The Library!

Visit your local library to fill in this game board and learn more about the library!

### Daisy/Brownie/Junior/Cadette

<p>How many bathrooms does your library have?</p> <p>Is there one just for children? Yes / No</p> <p>How many drinking fountains?</p>	<p>Are there computers at the library for children to use?</p> <p style="text-align: center;">Yes / No</p> <p>If yes, write one rule for using the computers.</p>	<p>Find the library conduct rules.</p> <p>Write one rule here:</p>
<p>Does your library have a Makerspace?</p> <p style="text-align: center;">Yes / No</p> <p>Name one thing that you can make/do at the library.</p>	<p>Your Branch Name &amp; Address</p>	<p>How many books can you check out?</p>
<p>Find the children's library's monthly calendar.</p> <p>Write the details for one event on the calendar:</p> <p>Event Title:</p> <p>Date: ___/___/___</p> <p>Time: ___:___ am/pm</p> <p>Ages: _____</p>	<p>Draw a picture of your library card or the card you like.</p>	<p>How long can you keep a book before you have to return it?</p>  <p>How much is the fine for being late or damaged?</p>

Full Name: \_\_\_\_\_

Troop #: \_\_\_\_\_ Grade: \_\_\_\_\_ Age: \_\_\_\_\_

## Tell Me More About The Library!

Visit your local library to fill in this game board and learn more about the library!

### Senior/Ambassador

<p>Does your branch offer the Finding Marilyn project? Find out by asking the librarian for 'the bag Marilyn left.' What was in the bag?</p>	<p>Find the Teen Events calendar. What thing on the calendar would you like to do?</p>	<p>Find the Young Adult book area of the library. What book is on display that you might like?</p>
<p>What is available for teens to make/do at the library?</p>	<p>Name &amp; address of your local library</p>	<p>Find where teens can go to use the computers. Can you print at the library? Yes / No</p> <p>Write one rule for using library computers.</p>
<p>What tech is available to teens at your library?</p>	<p>Ask the librarian about the time limits for the different things you can check out. List them here:</p>	<p>Using your school ID and Campus Portal, get a library card. Which design did you choose?</p>

Full Name: \_\_\_\_\_

Troop #: \_\_\_\_\_ Grade: \_\_\_\_\_ Age: \_\_\_\_\_



## Nonfiction Scavenger Hunt

For this game, you will need to go to a library. Ask the librarian which classification system they use for non-fiction. Then, use the proper map to guide you in finding matches for these prompts.

<b>1. A book about a woman doctor</b>
Title:
Call Number:
Author:
<b>2. A book about your favorite animal</b>
Title:
Call Number:
Author:
<b>3. A book about a woman scientist</b>
Title:
Call Number:
Author:
<b>4. A book about women's sports</b>
Title:
Call Number:
Author:
<b>5. A book about a woman artist</b>
Title:
Call Number:
Author:
<b>6. A book by/about a woman poet</b>
Title:
Call Number:
Author:
<b>7. A book by/about a woman in another language</b>
Title:
Call Number:
Author:
<b>8. A book about an ancient female god</b>
Title:
Call Number:
Author:

Full Name: \_\_\_\_\_

Troop #: \_\_\_\_\_ Grade: \_\_\_\_\_ Age: \_\_\_\_\_

## Library of Congress Classification System Map

### Understanding Call Numbers

Call numbers can begin with one, two, or three letters.

- The first letter(s) of a call number represents one of the 21 major divisions of the LC System.
- The first set of numbers in a call number help to define a book's subject.

Cutter Number (The second combination of letters and numbers)

- The cutter number is a coded representation of the author or organization's name or the title of the work (also known as the "Main Entry" in library-lingo).
- Some books have two Cutters, the first one is usually a further breakdown of the subject matter.

### Shelving and Locating

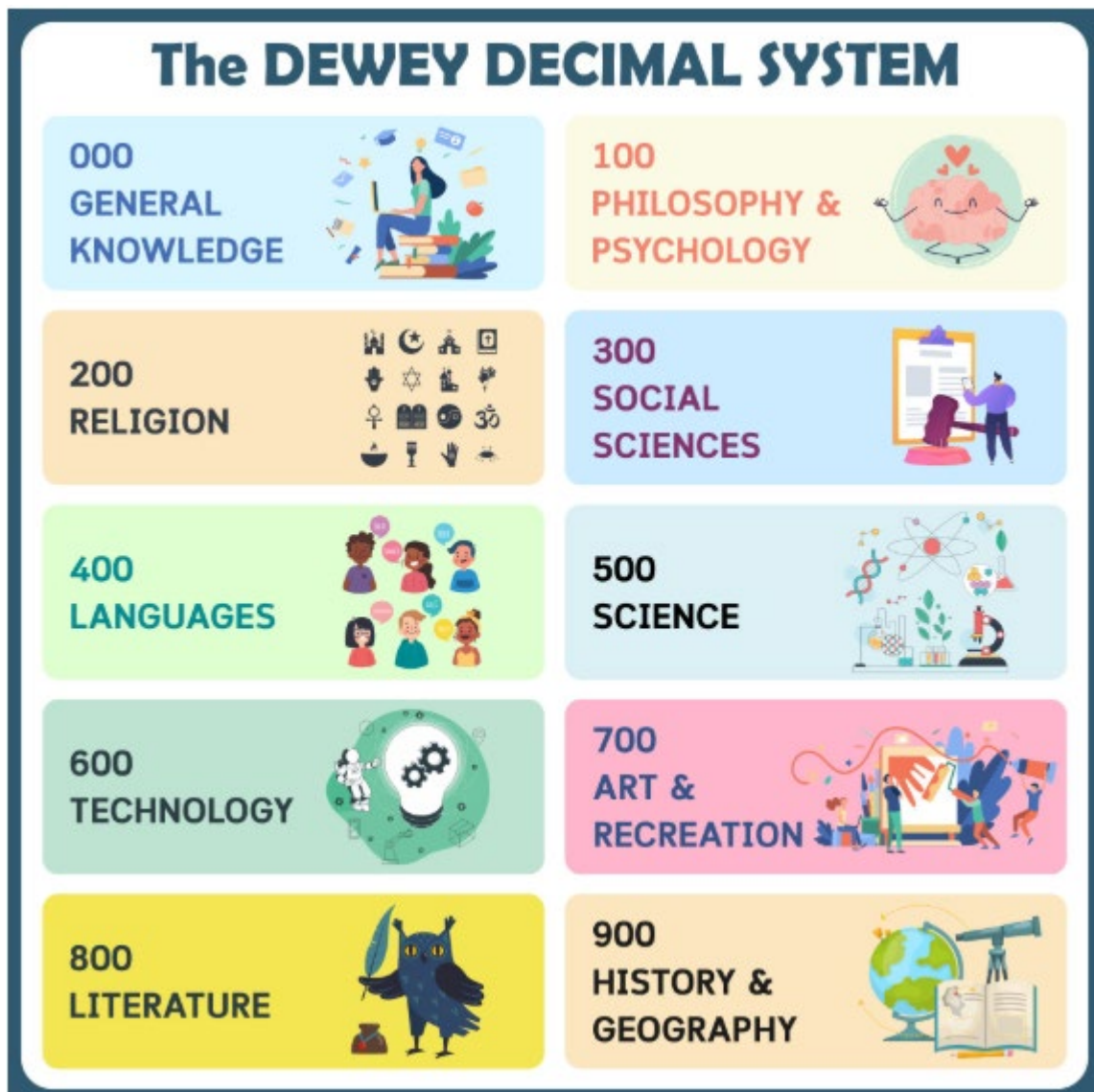
Items are shelved by call numbers - in both alphabetical and numerical order. The letters at the beginning of the call number are alphabetical. The numbers immediately following are in basic numerical order, i.e. 5 then 6, 50 is after 49 and before 51, and 100 is after 99. Thus,

QD 1	QD 2	QD 3	QD 29	QD 30
A3	A 31	Z 4	C 3	A 2



## Dewey Decimal Classification System Map

The **Dewey Decimal System** is a way to put books in order by subject. The system was created by Melvil Dewey in 1876 and is still used today in many public libraries and schools in the United States and other countries. It places books on the shelf by subject using numbers from 000 to 999. Books are arranged sequentially. The first number of a Dewey Decimal call number indicates the general class the call number falls within. If there is a second or third number, these indicate a specific division and section within the class. Numbers following a . define the subject of the book. The Cutter Number is the next set of numbers. The Cutter Number indicates the author or title of the book.





## Story Time Scavenger Hunt

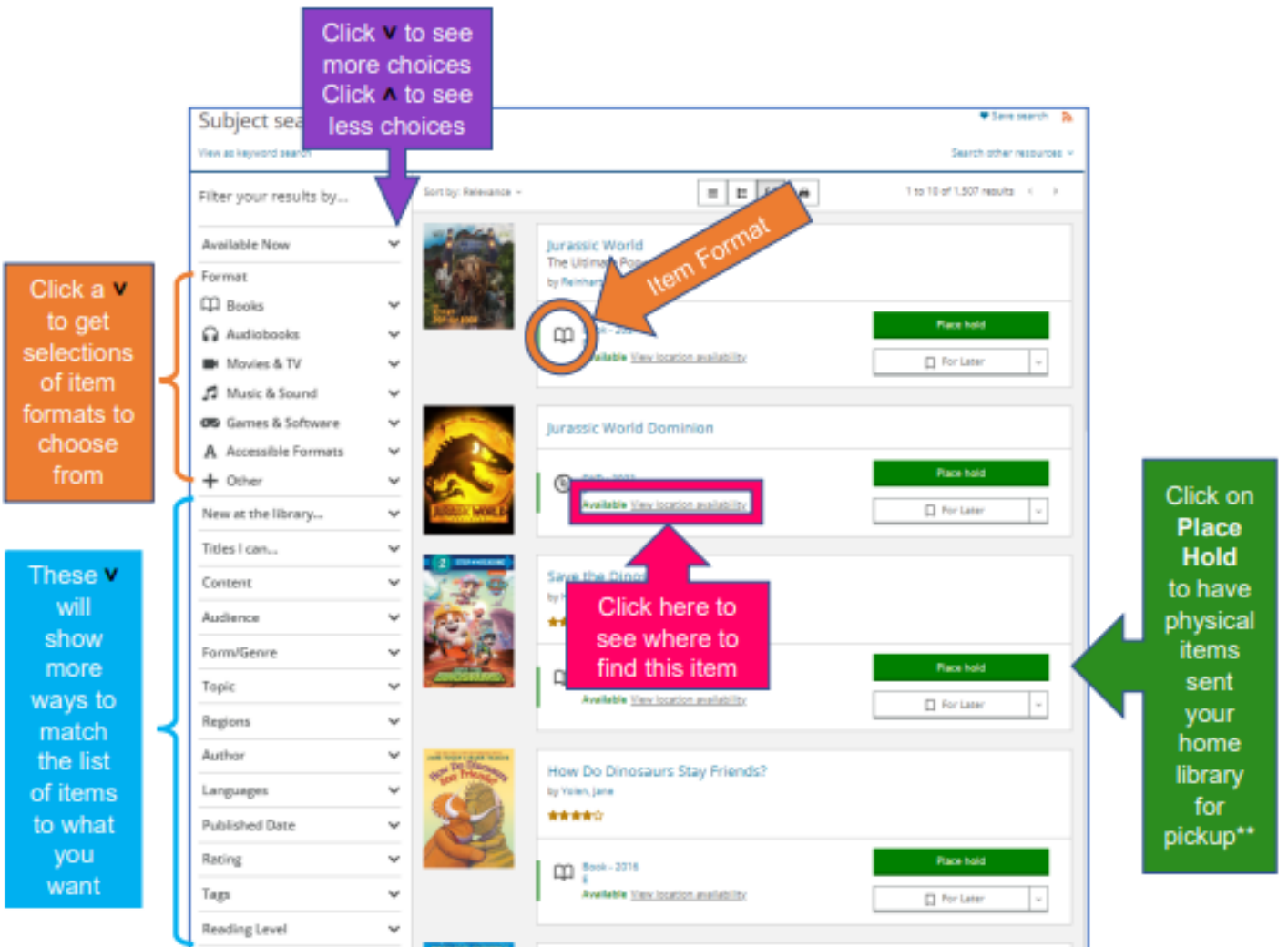
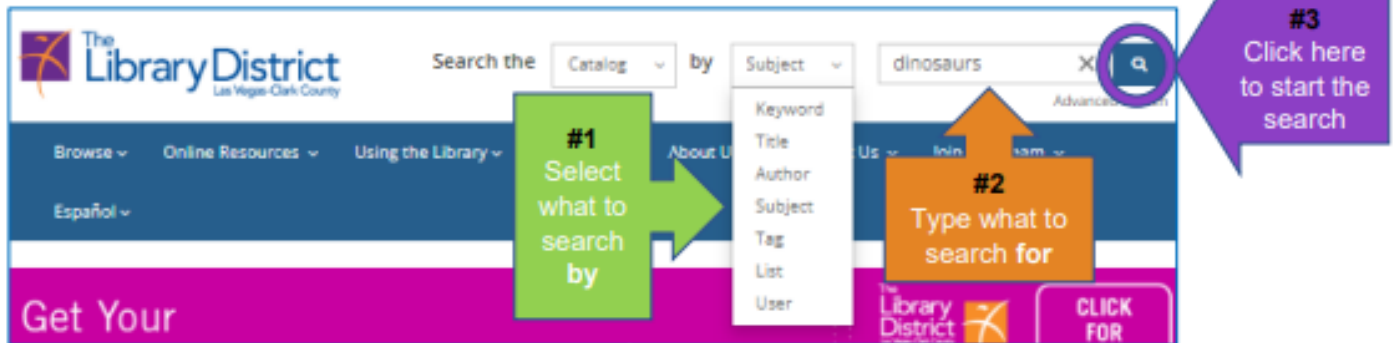
For this game, you will be using the catalog search a library website. You can use the 'How To' sheet to help you find books to match these prompts on the Las Vegas-Clark County website.

<b>1. A fictional story about Juliette Gordon Lowe</b>
Title:
Author:
Location:
<b>2. A story for teens about friendship</b>
Title:
Author:
Location:
<b>3. A story about a girl superhero</b>
Title:
Author:
Location:
<b>4. A story about girls and sports</b>
Title:
Author:
Location:
<b>5. A story about girls and science</b>
Title:
Author:
Location:
<b>6. A story about girls that is at your reading level</b>
Title:
Author:
Reading Level/Lexile:
<b>7. A story about girls in another language</b>
Title:
Author:
Language:
<b>8. Your favorite book</b>
Title:
Author:
Location:

Full Name: \_\_\_\_\_

Troop #: \_\_\_\_\_ Grade: \_\_\_\_\_ Age: \_\_\_\_\_

# How To Search The Catalog



**\*\*Notes:** Take your library card to your favorite library and ask to have that library set as your home library for Holds and check that your email is correct for getting notifications about your holds.



# Photo Documentation


**Full Name:** \_\_\_\_\_

**Troop #:** \_\_\_\_\_ **Grade:** \_\_\_\_\_ **Age:** \_\_\_\_\_

**Goal :** 1 2 3 4

**Activity:** \_\_\_\_\_

**Date:** \_\_\_\_\_ **Location:** \_\_\_\_\_



Photos Here



