

**Girl Scouts of Southern Nevada**



# **Council Songbook**



This songbook is a compilation of 50 songs sung by Girl Scouts all over the world. The songs include history, lyrics, sheet music, a link to a video of the song, and an MP3 recording of the song. This book was created as a Gold Award project by Alexandra Cornell from Troop 571 and is being given to council and the leaders in our council to keep the traditional camp songs alive.

### **Dedication and Thanks**

Special thanks to the people who helped me start and finish this project. It could not have been done without help from all of you.

Thank you to my mom and troop leader for helping me stay motivated to finish this project and stepping in to help whenever possible.

Thank you to my dad for helping me with the research sections of this project so that I could focus on the layout and design.

Thank you to my piano teacher, Mr. Edward, for playing scout songs so that I was able to record the MP3's for each song.

Thank you to my flute teacher, Mrs. Julie, for helping me write the sheet music for songs that were missing it.

Thank you to Troop 571 for being my sisters all of these years in Girl Scouts and pushing to help me finish this project.



### **Disclaimer and reminder**

This book is designed to be a resource for leaders and girls to have easy access to camp songs, their histories, their lyrics, and their music. There are many different versions of camp songs; they vary by region, by state, by council, by troop. The lyrics and music provided in this book are one example of possible lyrics and music. As Girl Scouts, we understand that while lyrics may be different from the ones that we use, singing unites us a Girl Scouts and the words don't really matter. Singing is a common tradition that Girl Scouts around the world practice and that bonds us as sisters.

### **Repeat Songs and Leading Songs**

A repeat song is a call and response version of a scout song. The person leading the song will call out a line or phrase and the surrounding scouts will sing the phrase back. If the person leading the song does any movements or says a word in a particular way, the scouts repeat everything back to her in the exact same way, including movements.

To begin a repeat song, the leader first calls out "This is a repeat song!" and the girls respond with "This is a repeat song!" If there are actions, then the leader would say, "This is a do as I do song!" and the scouts will repeat this as well doing the same action the leader did. From there, the leader should singing the song.

Leading a repeat song can be difficult, particularly if the song is long or the audience is younger. Turning any song into a repeat song is one way to teach girls a song so that it can be sung together. Having copies of the lyrics can also be helpful.

In order to lead a song, the song leader needs to be:

- \*patient,
- \*prepared (practice the song before leading it) and
- \*very loud and energetic to keep the attention focused.

Songs on the table of contents and next to the titles marked with ! are normally sung as repeat songs (leader says line/does action and rest repeat).



## Table of Contents


Page #	Song Title
6-7	Alice the Camel
8-9	Ants Go Marching
10-11	Baby Bumblebee
12-13	Baby Shark
14-15	Bazooka Bubblegum !
16-17	Boom Chick-A-Boom !
18-19	Brownie Smile Song
20-21	Comin' Round the Mountain
22-23	Do Your Ears Hang Low
24-25	Down by the Bay !
26-27	Down by the Banks
28-29	Elevator Operator !
30-31	Everywhere we go
32-33	Five Little Ducks !
34-35	Found a Peanut
36-37	Goin' On A Bear Hunt !
38-39	Grand Old Duke of York
40-41	Great Big Moose !
42-43	Heads, Shoulders, Knees, and Toes
44-45	Hermie the Worm
46-47	Hole in the Bottom of the Sea

48	If I Weren't A Girl Scout
49	If You're Cheering for the Boy Scouts
50-51	If You're Happy and You Know It



<b>52-53</b>	<b>Jig-A-Low</b>
<b>54-55</b>	<b>Johnny Appleseed</b>
<b>56-57</b>	<b>Kookaburra</b>
<b>58-59</b>	<b>Kumbaya</b>
<b>60-61</b>	<b>Linger</b>
<b>62-63</b>	<b>Little Bunny Foo Foo</b>
<b>64-65</b>	<b>Make New Friends</b>
<b>66-67</b>	<b>My Bonnie Lies Over the Ocean</b>
<b>68-69</b>	<b>Old MacDonald</b>
<b>70-71</b>	<b>On My Honor</b>
<b>72-73</b>	<b>On Top of Old Smokey</b>
<b>74-75</b>	<b>Percy the Polar Bear !</b>
<b>76-77</b>	<b>Princess Pat !</b>
<b>78-79</b>	<b>Puff the Magic Dragon</b>
<b>80-81</b>	<b>Sippin' Cider through a Straw !</b>
<b>82-83</b>	<b>Taps</b>
<b>84-85</b>	<b>The Bear Song !</b>

<b>86-87</b>	<b>The Cat Came Back</b>
<b>88-89</b>	<b>The Littlest Worm !</b>
<b>90-91</b>	<b>There's A Hole in the Bucket</b>
<b>92-93</b>	<b>Twelve Days of Camping</b>
<b>94-95</b>	<b>Weenie Man !</b>
<b>96-97</b>	<b>When the Scouts Go Marching In</b>
<b>98-99</b>	<b>Whole World in His Hands</b>
<b>100-101</b>	<b>You are my Sunshine</b>
<b>102</b>	<b>Resources</b>



# Alice the Camel

*Alice the Camel also known as Sally the Camel is a counting song about a camel and its bump or humps. This song is to teach children how to count and also about animals. Exact origin is unknown.*

<https://nurseryrhymecentral.com/alice-the-camel-nursery-rhyme-lyrics-history-video-lesson-plans-more/>

**Alice the camel has five humps  
Alice the camel has five humps  
Alice the camel has five humps  
So go, Alice, go  
Boom, boom, boom**

**Alice the camel has one hump  
Alice the camel has one hump  
Alice the camel has one hump  
So go, Alice, go  
Boom, boom, boom**

**Alice the camel has four humps  
Alice the camel has four humps  
Alice the camel has four humps  
So go, Alice, go  
Boom, boom, boom**

**Alice the camel has no humps  
Alice the camel has no humps  
Alice the camel has no humps  
So Alice is a horse  
Of course!**

**Alice the camel has three humps  
Alice the camel has three humps  
Alice the camel has three humps  
So go, Alice, go  
Boom, boom, boom**

*Motions:*


*At "Alice the Camel,"  
move hands in an ocean wave  
motion to show the humps of  
camel (do one up and down for  
each hump)*

**Alice the camel has two humps  
Alice the camel has two humps  
Alice the camel has two humps  
So go, Alice, go  
Boom, boom, boom**

*At the number (5,4,3,2,1, or 0),  
hold up that many fingers on hand*

*At "So go, Alice, go" and "boom,  
boom, boom," swing hips and arms.*


Link & QR to video

 Alice the Camel • Scout Songs



Link & QR to MP3

<https://bit.ly/gssnvalicethecamel>



# Alice The Camel

from [www.traditionalmusic.co.uk](http://www.traditionalmusic.co.uk)

## ALICE THE CAMEL

C  
Alice the camel has ten humps  
G7 C  
Alice the camel has ten humps  
C  
Alice the camel has ten humps  
G7 C  
So go Alice, go.

...nine...eight...Alice the camel has no humps (X3)  
...because Alice is a horse.

## Alice the Camel

Traditional  
Arr. Julie A. Lind

**Lively**

1

*f* 1. Al - ice the cam - el has five humps, Al - ice the cam - el has

4

five humps, Al - ice the cam - el has five humps so

7 1-5 6.

go, Al - ice go. Boom, boom, boom. Al - ice is a horse!

2. Alice the camel has four humps...
3. Alice the camel has three humps...
4. Alice the camel has two humps...
5. Alice the camel has one hump...
6. Alice the camel has no humps...

This arrangement Copyright © 2017 Julie A. Lind [www.PianoSongDownload.com](http://www.PianoSongDownload.com)



# Ants Go Marching

*"Ants Go Marching" pulls some of its lyrics from "When Johnny Comes Marching Home," a Civil War-era song that celebrated soldiers' return from the war. Irish-American composer Patrick Gilmore is credited for writing the tune that was published by the Library of Congress in 1863 under a pseudonym. The song is said to be inspired by Gilmore's sister Annie, who longed for her fiancé, Union soldier John O'Rourke, to return home safely. The song also crossed political lines and was sung by both the Union and Confederate armies. Supposedly, Gilmore wrote the song while stationed in New Orleans. The Library of Congress also reports that the melody bears resemblance to the Irish song "Johnny, I Hardly Knew Ye," but Gilmore said that his song was adapted from a Black spiritual. In 1883, he clarified to the Musical Herald that while he didn't create the melody himself, it was "a musical waif which I happened to hear somebody humming in the early days of the rebellion, and taking a fancy to it, wrote it down, dressed it up, gave it a name, and rhymed it into usefulness for a special purpose suited to the times." The children's version is credited to Robert D. Singleton and can be heard in the 1990 Barney special, Campfire Sing-Along.*


<https://americansongwriter.com/behind-the-deeper-origin-of-the-nursery-rhyme-ants-go-marching/>

**The ants go marching one by one, Hurrah!! Hurrah!!  
The ants go marching one by one, Hurrah!! Hurrah!!  
The ants go marching one by one,  
The little one stopped to suck his thumb,  
And they all go marching down, around, and up-side down.**

## **Verse Options:**

**Two by two, tie his shoe  
Three by three, take a pee  
Four by four, slam the door  
Five by five, take a dive  
Six by six, pick up sticks**

Link & QR to video

 The ants go marching • Scout Songs




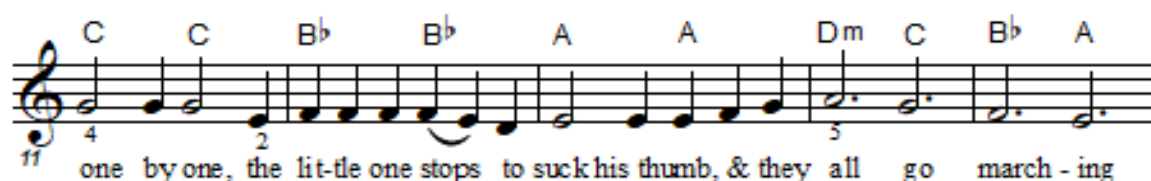

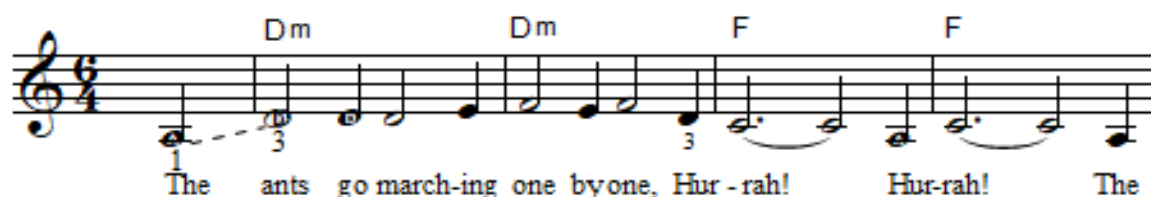
Link & QR to MP3

<https://bit.ly/gssnvantsgomarching>





# The Ants Go Marching



- |  |  |
|--|--|
| 2. The ants go marching two by two, hurrah, hurrah | 6. ...The little one stops to pick up sticks |
| ...The little one stops to tie his shoe            |  |
| And they all go marching down to the ground...     | 7. ...The little one stops to pray to heaven |
| 3. ...The little one stops to climb a tree         | 8. ...The little one stops to shut the gate  |
| 4. ...The little one stops to shut the door        | 9. ...The little one stops to check the time |
| 5. ...The little one stops to take a dive          | 10. ...The little one stops to say "THE END" |

Arrangement Copyright © 2020 Music-for-Music-Teachers.com  
All Rights Reserved



# **Baby Bumblebee**

*The poem's history dates back to 1947. It is also called the baby Bumblebee song or "I'm Bringing Home A Baby Bumble Bee." It was written by fiddler Colonel Sanford C. <https://playactivities.com/baby-bumblebee-lyrics-origin-and-more/>*

I found at camp a baby bumble bee (*point like a bee is flying by*)  
Won't my leader be so proud of me?  
I found at camp a baby bumble bee...  
Ouch! It stung me! (*act like they've been stung*)

I'm squashing up my baby bumble bee (*smash hands together in squash motion*)  
Won't my leader be so proud of me?  
I'm squashing up my baby bumble bee...  
Ew! What a mess! (*act disgusted and look at hands*)


I'm licking up my baby bumble bee (*mime licking up the mess made on their hands*)  
Won't my leader be so proud of me?  
I'm licking up my baby bumble bee...  
Ugh! I feel sick! (*hold stomach, act like about to throw up*)

I'm barfing up my baby bumble bee (*move hands from mouth in a throwing-up motion*)  
Won't my leader be so proud of me?  
I'm barfing up my baby bumble bee...  
Oh! Another mess! (*act shocked at the new mess on the floor*)

I'm mopping up my baby bumble bee (*act like holding stick of the mop and move around*)  
Won't my leader be so proud of me?  
I'm mopping up my baby bumble bee...  
Hey, leader, aren't you proud of me? (*raise arms up in question at the leader*)

I found at camp a baby bumble bee  
I got it before it got me! (*act proud*)


Link & QR to video

 Baby Bumblebee-YMCA Camp Streefland



Link & QR to MP3

<https://bit.ly/gssnvvbabybumblebee>



# Baby Bumblebee

Traditional

I'm bring-ing home my ba-by bum-ble-bee,

Won't my mom-my be so proud of me? I'm bring-ing home my ba-by

bum-ble-bee, Spoken: Ouch! it stung me!

2) I'm squishing up the baby bumblebee,  
 Won't my mommy be so proud of me,  
 I'm squishing up a baby bumblebee,  
 Spoken: Ooh! It's yucky!

3) I'm wiping off the baby bumblebee,  
 Won't my mommy be so proud of me,  
 I'm wiping off the baby bumblebee,  
 Spoken: Now my mommy won't be mad at me!



[www.makingmusicfun.net](http://www.makingmusicfun.net)

Copyright © 2009 [www.makingmusicfun.net](http://www.makingmusicfun.net)



# **Baby Shark**

*"Baby Shark" was born in a post-Jaws climate, and was often set to the franchise's iconic dun dun theme music. The tune's origins are relatively unknown as it just kind of appeared one day.*  
<https://americansongwriter.com/meaning-behind-the-song-baby-shark-how-a-campfire-chant-swept-the-globe/>

**Baby shark, doo doo doo, doo doo doo doo doo. (clap only hands together like a shark mouth)**  
**Baby shark, doo doo doo, doo doo doo doo doo.**  
**Baby shark, doo doo doo, doo doo doo doo doo.**  
**Baby shark.**

**Mama shark, doo doo doo, doo doo doo doo doo. (clap arms from elbow down to hands together)**  
**Mama shark, doo doo doo, doo doo doo doo doo.**  
**Mama shark, doo doo doo, doo doo doo doo doo.**  
**Mama shark.**

**Papa shark, doo doo doo, doo doo doo doo doo. (clap full length arms together, big as possible)**  
**Papa shark, doo doo doo, doo doo doo doo doo.**  
**Papa shark, doo doo doo, doo doo doo doo doo.**  
**Papa shark.**

**Grandpa shark, doo doo doo, doo doo doo doo doo. (claps full length arms, knuckles not fingers)**  
**Grandpa shark, doo doo doo, doo doo doo doo doo.**  
**Grandpa shark, doo doo doo, doo doo doo doo doo.**  
**Grandpa shark.**

**Hungry sharks, doo doo doo, doo doo doo doo doo. (clap full length arms together)**  
**Hungry sharks, doo doo doo, doo doo doo doo doo.**  
**Hungry sharks, doo doo doo, doo doo doo doo doo.**  
**Hungry sharks.**


**Little fish, doo doo doo, doo doo doo doo doo. (hands together, move side to side like a fish)**  
**Little fish, doo doo doo, doo doo doo doo doo.**  
**Little fish, doo doo doo, doo doo doo doo doo.**  
**Little fish.**

**Swim away, doo doo doo, doo doo doo doo doo. (act like swimming away as fast as possible)**  
**Swim away, doo doo doo, doo doo doo doo doo.**  
**Swim away, doo doo doo, doo doo doo doo doo.**  
**Swim away.**

Link & QR to video  
[Baby Shark-Girl Scout Song](#)



Link & QR to MP3  
<https://bit.ly/gssnvbabbyshark>



G  
 Baby Shark doo doo, doo doo doo doo  
 G  
 Baby Shark doo doo, doo doo doo doo  
 Am  
 Baby Shark doo doo, doo doo doo doo  
 G  
 Baby Shark



# Babyshark

## Easy Piano


PINKFONG



ARR. Let's Play Kids Music

<https://www.letsplaykidsmusic.com/wp-content/uploads/2022/02/BabyShark-scaled.jpg>



# **Bazooka Bubblegum !**

*This is a classic camp song with an unknown history. It uses the same rhythm as "My Ma Gave Me a Nickel," which is a traditional song.*

My mom gave me a penny  
She told me to buy a henny  
But I didn't buy no henny  
I just bought some bubblegum.  
Bazooka-zooka bubblegum  
Bazooka-zooka bubblegum

My mom gave me a nickel  
She told me to buy a pickle  
But I didn't buy no pickle  
I just bought some bubblegum.  
Bazooka-zooka bubblegum  
Bazooka-zooka bubblegum

My mom gave me a dime  
She told me to buy a lime  
But I didn't buy no lime  
I just bought some bubblegum.  
Bazooka-zooka bubblegum  
Bazooka-zooka bubblegum

My mom gave me a quarter  
She told me to buy some water  
But I didn't buy no water  
I just bought some bubblegum.  
Bazooka-zooka bubblegum  
Bazooka-zooka bubblegum

My mom gave me a dollar  
She told me to buy a collar  
But I didn't buy no collar  
I just bought some bubblegum.  
Bazooka-zooka bubblegum  
Bazooka-zooka bubblegum

My mom gave me a five  
She told me to stay alive  
But I didn't stay alive  
I just choked on bubblegum.  
Bazooka-zooka bubblegum  
Bazooka-zooka bubblegum

Link & QR to video

 Camp Song: Bazooka Bubble Gum



Link & QR to MP3

<https://bit.ly/gssnvbazookabubblegum>



# MY MA GAVE ME A NICKEL

Traditional

Moderato

Piano

*mf*

1

5

The musical score is written for piano in 4/4 time. It consists of four systems of two staves each. The first system is marked 'Moderato' and 'Piano' with a dynamic marking of 'mf'. The first measure of the first system has a '1' above the treble staff. The fifth measure of the first system has a '5' below the bass staff. The score features a mix of eighth and quarter notes in the treble staff, with corresponding bass notes in the bass staff. There are several accidentals, including flats and naturals, and some measures contain rests.



[www.makingmusicfun.net](http://www.makingmusicfun.net)

This arrangement copyright © 2008 [www.makingmusicfun.net](http://www.makingmusicfun.net)



# **Boom Chick-A-Boom !**

*This song was originally a cheerleading song that was adapted as a camp song/chant. It allows scouts to make their own variations.*

**I said a boom chick-a-boom**

**I said a boom chick-a-boom**

**I said a boom chick-a rock-a chick-a rock-a chick-a-boom**

**Uh huh**

**Oh yeah**

**One more time**

**\_\_\_ style!** *(add in whatever style are going to do next)*

**Possible Verse Options** *(there are many more and scouts can create their own) (change out the boom chick-a-boom in the verse above with the phrase for the specific style):*

**Italiano style (boomba, rrrock-a)**

**Valley girl style (like, I said, like, a boom chick-a boom)**

**Astronaut style (zoom chick-a zoom, take a rocket to the moon)**

**Opera Style (loud and opera style singing)**

**Janitor Style (broom sweep a broom, sweep-a mop-a)**

**Underwater style (using your finger to make underwater noises on your lips)**





# Boom Chick-a-Boom

Link & QR to video

Chant - No MP3 or Sheet Music

 Boom Chicka Boom Girl Scout Camp Song



# **Brownie Smile Song**

*The Brownie Smile Song was written by Harriet F. Heywood of Gloucester, MA in the late 1920's when she was working as a Brownie Girl Scout.*


<https://allthingsfulfilling.com/2015/11/03/skits-swaps-and-songs/>

**I've got something in my pocket (*place hand over/in pocket*)  
That belongs across my face (*bring hand from pocket up to mouth*)  
I keep it very close at hand (*place right hand on right pocket*)  
In a most convenient place! (*place left hand on left pocket*)  
I bet you couldn't guess it (*right hand up in the air*)  
If you guessed a long, long while (*left hand up in the air*)  
So I'll take it out (*act like pulling something out of pocket*)  
And put it on (*tap face with thing out of pocket*)  
It's a great big Brownie smile! (*big smile!*)**

**One possible variation:**

**Substitute "Girl Scout" or another level for "Brownie"**

Link & QR to video

 3 - Something In My Pocket -- Girl Scout Sing-A-Long



Link & QR to MP3

<https://bit.ly/gssnrbrowniesmile>





© 2014 GSUSA. All rights reserved. Not for commercial use. This Material is proprietary to GSUSA and may be used, reproduced and distributed exclusively by GSUSA staff, councils, Girl Scout volunteers, service units and/or troops solely in connection with Girl Scouting

**G**

I've got something in my pocket

**A**

It belongs across my face

**D7**

I keep it very close at hand

**G**

in a most convenient place

I'm sure you couldn't guess

**A**

if you guessed a long long while

**D7**

So I'll take it out and put it on

**G**

it's a great big brownie smile



# Comin' Round the Mountain

*The first appearance of "She'll Be Comin' Round the Mountain" in print was in Carl Sandburg's The American Songbag in 1927. Sandburg reports that the spiritual "When the Chariot Comes", which was sung to the same melody, was adapted by railroad workers in the Midwestern United States during the 1890s. The original song was published in Old Plantation Hymns in 1899 and the current version was developed among railroad work groups in the late 19th century. It is often heard today with responses that add on to the previous verse.*

[https://en.wikipedia.org/wiki/She%27ll\\_Be\\_Coming\\_%27Round\\_the\\_Mountain](https://en.wikipedia.org/wiki/She%27ll_Be_Coming_%27Round_the_Mountain)

**She'll be coming around the mountain when she comes,  
She'll be coming around the mountain when she comes,  
She'll be coming around the mountain, she'll be coming around the mountain,  
She'll be coming around the mountain when she comes.**

## **Verse Options:**


**She'll be riding six white horses (when she comes)  
We'll all have chicken and dumplings (when she comes)  
We'll all go down to meet her (when she comes)**

Lyrics & QR to video

📺 "She'll Be Comin' Round the Mountain" Girl Scout Song

Lyrics & QR to MP3

<https://bit.ly/gssnvshellbecomingroundthemtn>



# She'll Be Comin' Round The Mountain

Southern Mountain Song

Sheet music for "She'll Be Comin' Round The Mountain" in G major, 2/4 time. The music is arranged in five systems, each with a treble clef and a key signature of one sharp (F#). The lyrics are written below the notes.

**System 1:** G. Lyrics: She'll be com - in' round the moun - tain when she comes, / She'll be driv - ing six white hor - ses when she comes, / Oh, we'll all go out to meet her when she comes, / Oh, we'll all have chicken and dump - lings when she comes, / She will have to sleep with Grand - ma when she comes,

**System 2:** 4. D7. Lyrics: She'll be com - in' round the moun - tain when she comes, / She'll be driv - ing six white hor - ses when she comes, / Oh, we'll all go out to meet her when she comes, / Oh, we'll all have chicken and dump - lings when she comes, / She will have to sleep with Grand - ma when she comes,

**System 3:** 8. G. Lyrics: She'll be com - in' round the moun - tain, She'll be / She'll be driv - ing six white hor - ses, She'll be / Oh, we'll all go out to meet her, Oh, we'll / Oh, we'll all have chicken and dump - lings, Oh, we'll / She will have to sleep with Grand - ma, She will

**System 4:** 11. C. Lyrics: com - in' round the moun - tain, She'll be / driv - ing six white hor - ses, She'll be / all go out to meet her, Oh, we'll / all have chicken and dump - lings, Oh, we'll / have to sleep with Grand - ma, She will

**System 5:** 13. G/D, D7, G. Lyrics: com - in' round the moun - tain when she comes. / driv - ing six white hor - ses when she comes. / all go out to meet her when she comes. / all have chicken and dump - lings when she comes. / have to sleep with Grand - ma when she comes.

©MichaelKravchuk.com

G	G
She'll be coming 'round the mountain	When she comes
G	D7
She'll be coming 'round the mountain	When she comes.
G	C
She'll be coming 'round the mountain,	She'll be coming 'round the mountain,
G	D7
She'll be coming 'round the mountain,	When she comes.



# Do Your Ears Hang Low

*It appears that the origins of the song can be traced back to 1838 when George Washington Dixon wrote Zip Coon (Turkey in the Straw). While some claim the song resulted in parody/ adult versions with vulgar lyrics, others say it's the opposite.*

<https://playtivities.com/do-your-ears-hang-low-lyrics-origins-and-video/>

*This song has motions that can be done with each line. Act out each line or phrase. For instance, "Do your ears hang low?", the motion is to lean over at the waist and move your hands in the air near your knees (hanging low).*

Do your ears hang low?  
Do they wobble to and fro?  
Can you tie 'em in a knot?  
Can you tie 'em in a bow?  
Can you throw 'em over your shoulder  
Like a continental (regimental) soldier  
Do your ears hang low?

Do your ears give snacks?  
Are they all filled up with wax?  
Do you eat it in the morning?  
Do you eat it in the bath?  
Do you eat it with a scone  
Or do you eat it on its own?  
Do your ears give snacks?

Do your ears stand high?  
Do they reach up to the sky?  
Do they droop when they are wet?  
Do they stiffen when they're dry?  
Can you summon over your neighbor  
With a minimum of labor?  
Do your ears stand high?

Do your ears flip-flop?  
Can you use them as a mop?  
Are they stringy at the bottom?  
Are they curly at the top?  
Can you use them for a swatter?  
Can you use them for a blotter?  
Do your ears flip-flop?

Do your ears stick out?  
Can you waggle them about?  
Can you flap them up and down  
As you fly around the town?  
Can you shut them up for sure  
When you hear an awful bore?  
Do your ears stick out?

Link & QR to video  
Do Your Ears Hang Low



Link & QR to MP3  
<https://bit.ly/gssnvdoyourearshanglow>



# DO YOUR EARS HANG LOW?

Traditional

Moderato

Guitar

Do your ears hang low? Do they wobble to and fro? Can you

The first system of music is in G major (one sharp) and 4/4 time. The melody is written on a treble clef staff. The guitar accompaniment is shown as a TAB on a six-string staff. The lyrics are: "Do your ears hang low? Do they wobble to and fro? Can you".

tie them in a knot? Can you tie them in a bow? Can you

The second system continues the melody and guitar accompaniment. The lyrics are: "tie them in a knot? Can you tie them in a bow? Can you".

throw them o'er your shoulder like a continental soldier? Do your

The third system continues the melody and guitar accompaniment. The lyrics are: "throw them o'er your shoulder like a continental soldier? Do your".

ears hang low?

The fourth system concludes the piece with the final melody and guitar accompaniment. The lyrics are: "ears hang low?".



[www.makingmusicfun.net](http://www.makingmusicfun.net)

This arrangement copyright © 2018 [www.makingmusicfun.net](http://www.makingmusicfun.net)



# Down By the Bay !

*The traditional kids' song, "Down By the Bay," was made famous by the legendary children's song artist Raffi, though it was not originally written by him. The song appears on Raffi's 1976 album, Singable Songs for the Very Young. In an interview with Vulture Newsletter, Raffi talked about the song as being "an old, old song," adding that it "may have been a World War I song" and that it "came from England."*

<https://americansongwriter.com/behind-the-meaning-of-the-kids-song-down-by-the-bay-by-raffi/>

**Down by the bay  
Where the watermelons grow.  
Back to my home  
I dare not go.  
For if I do  
My mother will say,  
"Did you ever see a cat wearing a hat?"**

**Down by the bay  
Where the watermelons grow.  
Back to my home  
I dare not go.  
For if I do  
My mother will say,  
"Did you ever see a goat rowing a boat?"**

**Possible additional verses or variations** (*one idea is to have the girls add their own silly phrases (any animal and something that rhymes):*

**"Did you ever see a whale with a polka dot tail?"**

**"Did you ever see a fly wearing a tie?"**

**"Did you ever see a bear combing his hear?"**

**"Did you ever see a llama eating pajamas?"**

**"Did you ever have a time when you couldn't make a rhyme?"**

Link & QR to video

[Down By the Bay](#)



Link & QR to MP3

<https://bit.ly/gssnvdownbythebay>





# Down by the Bay

Traditional

Down by the bay where the wa - ter - mel - lons

grow back to my home

I dare not go. For if I

do, my moth - er will say:

"Did you e - ver see a bear comb ing his hair

1. D7  
down by the bay."

2. D7  
down by the bay."



[www.makingmusicfun.net](http://www.makingmusicfun.net)

Copyright © 2013 [www.makingmusicfun.net](http://www.makingmusicfun.net)



# Down By the Banks


*As with most rhymes the origins of Hanky Panky are unclear but it most likely originated in the United States somewhere around the 19th century. In 1895, a similar rhyme was published in Virginia.*

<https://allnurseryrhymes.com/down-by-the-banks-of-the-hanky-panky/>

*Action song - Place one hand on top of someone next to you, and the other hand underneath another person's hands. Clap each other's hands going around in a circle- whoever gets clapped during "KERPLOP" is out. Keep going until one person is left; that person is the winner.*

**Down by the banks  
Of the Hanky Panky,  
Where the bullfrogs jump  
From bank to bank,  
With a hip, hop, hippity, hop,  
Leap off a lily pad  
And go KERPLOP!**

Link & QR to video

 5 - Down By The Banks



Link & QR to MP3

<https://bit.ly/gssnvdwnbythebanks>



# Down By the Banks of the Hanky Panky

American folk song



Down by the banks of the Han-ky Pan-ky, A bull-frog jumped from bank to bank-y With a



hip hop and a flip-pi-ty flip-pi-ty flop, Missed the ban-ky and he went ker-plop!

bethsnotes.com

<https://www.bethsnotesplus.com/2016/06/banks-hanky-panky.html>

<https://singbookswithemily.wordpress.com/2013/05/19/down-by-the-banks-of-the-hanky-panky-a-funny-little-circle-game-or-counting-song-a-girl-scout-songbook-song-too/>



# **Elevator Operator !**

*A typical camp song, this song does have a specific known origin. It can be customized for a group or by the scouts.*

**I know a boy from a Mississippi town (*point at yourself*)**  
**Makes his living going up and down (*point up on “up” and down on “down”*)**  
**He’s an elevator operator (*right hand close to hip, point side to side*)**  
**Easy rider (*move hands in a wave motion*)**  
**Low rider, low rider (*slowly bend knees, get low to ground*)**  
**Never right or left, HU! (*stand up quickly, point right, then left, then up*)**

## **Verse Options:**

**Girl from a Mississippi town**  
**Dog from a Mississippi town**  
**Cat from a Mississippi town**  
**Mouse from a Mississippi town (Cheesy Rider)**

Link & QR to video

[Elevator Operator Scout Song](#)



Link & QR to MP3

<https://bit.ly/gssnvelevatoroperator>



# Elevator Operator

Traditional



# Everywhere we go

*The origins of this song/chant are unknown, but a variation of it is often used by military and sporting groups.*


*Leader sings a line and all repeat.*

Everywhere we go-o  
Pe-ople want to know-o  
Who we a-are  
And where we come from  
So we tell them  
We're from [name of town]  
Mighty, mighty [town]  
And if they can't hear us  
We sing a little louder

*Repeat, get louder each time until you get tired of singing it.*

Possible variation:  
Everywhere we go-o  
Pe-ople want to know-o  
Who we a-are  
And, So we tell them  
We're the [name of group]  
Mighty, mighty [name of group]  
And if they can't hear us  
We sing a little louder


Link & QR to video

 Campfire Songs: Everywhere we go



Link & QR to MP3  
(chant, so no sheet music)

<https://bit.ly/gssnveverywherewego>





# Five Little Ducks !

*Five Little Ducks is a traditional nursery rhyme about five little ducks and their mother. It is one of the oldest rhymes and is an excellent way to teach children to count.*

<https://nurseryrhymecentral.com/five-little-ducks-lyrics-history-video-lesson-plans-more/>


**Five little ducks  
Went out one day  
Over the hill and far away  
Mother duck said  
"Quack, quack, quack, quack."  
But only four little ducks came back.**

**Four little ducks  
Went out one day  
Over the hill and far away  
Mother duck said  
"Quack, quack, quack, quack."  
But only three little ducks came back.**

**Repeat counting down-Three, Two, One, None (no)**

**Sad mother duck  
Went out one day  
Over the hill and far away  
The sad mother duck said  
"Quack, quack, quack."  
And all of the five little ducks came back.**

Link & QR to video

 [Five Little Ducks | Kids Songs | Super Simple Songs](#)



Link & QR to MP3

<https://bit.ly/gssnfvfivelittleducks>







# Five Little Ducks



Traditional





1. Five lit tle ducks went out one day, o - ver the hills and far a - way.  
 2. Four lit tle ducks went out one day, o - ver the hills and far a - way.




4  
 Moth - er Duck said, "Quack, quack, quack, quack," but  
 Moth - er Duck said, "Quack, quack, quack, quack," but



6  
 on - ly four lit - tle ducks came back.  
 on - ly three lit - tle ducks came back.

3. Three little ducks  
 Went out one day  
 Over the hills and far away  
 Mother duck said  
 "Quack, quack, quack, quack."  
 But only two little ducks came back.

5. One little duck  
 Went out one day  
 Over the hills and far away  
 Mother duck said  
 "Quack, quack, quack, quack."  
 But none of the five little ducks came back.

4. Two little ducks  
 Went out one day  
 Over the hills and far away  
 Mother duck said  
 "Quack, quack, quack, quack."  
 But only one little duck came back.

6. Sad mother duck  
 Went out one day  
 Over the hills and far away  
 The sad mother duck said  
 "Quack, quack, quack."  
 And all of the five little ducks came back.



# Found a Peanut

*The song's origins are unknown although the oldest versions of the song were found during the 1930's in the United States.*


<https://allnurseryrhymes.com/found-a-peanut/>

Found a peanut,  
found a peanut,  
found a peanut just now.  
Just now I found a peanut,  
found a peanut just now.

Repeat the pattern with the other verses:

2. Cracked it open
3. It was rotten
4. Ate it anyway
5. Got a stomach ache
6. Called the doctor
7. Penicillin
8. Operation
9. Died anyway
10. Went to heaven
11. Wouldn't take me
12. Went the other way
13. Didn't want me
14. Was a dream
15. Then I woke up
16. Found a peanut

Link & QR to video

 [Found a Peanut - Girl Scout Camp Song](#)



Link & QR to MP3

<https://bit.ly/gssnvfoundapeanut>



## Found a Peanut

Traditional, to the  
tune of "Clementine"

Found a pea - nut, found a pea - nut, found a pea - nut just now. Just now, I found a pea - nut, found a pea - nut just now.

Cracked it open... It was rotten... Ate it anyway... Got a stom ach-ache... Called the doctor...  
Operation... Died anyway... Went to heaven... Met Saint Peter... Didn't like me...  
Went the other way... Didn't like me... Then I woke up... Was a dream... Found a peanut...

This Edition Copyright © 2014 Music-for-Music-Teachers.com  
All Rights Reserved

**B**

Found a peanut, found a peanut, found a peanut just now

**E**

**B**

**E**

I just now found a peanut, found a peanut, just now



# Goin' On A Bear Hunt !

*An American folk and camp song with unknown origin that was turned into a best-selling book in 1989 by Michael Rosen.*

We're going on a bear hunt. *(hands tapping on thighs, steady walking beat)*  
We're going to catch a big one.  
We're not afraid.  
It's a beautiful day!

Uh-uh! Grass! *(act shocked)*  
Swishy-wishy grass.  
We can't go over it. *(stand up, act like trying to get over)*  
We can't go under it. *(get low, act like trying to get beneath)*  
Oh no! We've got to go through it!  
Swishy swashy! Swishy swashy! Swishy swashy! *(act like brushing grass to the side)*

Uh-uh! A river! *(act shocked)*  
A cold dark river.  
We can't go over it. *(stand up, act like trying to get over)*  
We can't go under it. *(get low, act like trying to get beneath)*  
Oh no! We've got to go through it!  
Splash splosh! Splash splosh! Splash splosh!


Uh-uh! A cave! *(act shocked)*  
A tiny little cave.  
We can't go over it. *(stand up, act like trying to get over)*  
We can't go under it. *(get low, act like trying to get beneath)*  
Oh no! We've got to go through it  
Tiptoe, tiptoe! Tiptoe, tiptoe!

Oh, what's that?  
Two big fuzzy ears  
Two big googly eyes  
One big mouth...  
Ahhhhhhhhhhh!  
It's a BEARRRRRR! *(run around in panic)*



# Goin' On A Bear Hunt

Link & QR to video

 Going on a bear hunt!



Chant: No MP3 or sheet music



# Grand Old Duke of York

*As is the case with most nursery rhymes that have been around for a long time, it's hard to ascertain the origin of these songs since it is passed on only through oral tradition for decades or centuries before somebody is able to put into print. There have been many debates about exactly which Duke of York the song is referring to, but many believe the song to be about Prince Frederick (1763–1827), who was the second son of King George III and who was given the title Duke of York and Albany.*

<https://thesongswesing.wordpress.com/2018/10/19/the-grand-old-duke-of-york-piano-sheet-music-lyrics-and-video/>

**Oh, the grand old Duke of York,  
He had ten thousand men;  
He marched them up to the top of the hill, *(raise arms as high as possible)*  
And he marched them down again. *(put down arms quickly to your side)***

**When they were up, they were up, *(throw arms up again)*  
And when they were down, they were down, *(throw arms back down)*  
And when they were only halfway up, *(hold hands halfway between up and down)*  
They were neither up nor down *(throw arms up on “up” and down on “down”)***

Link & QR to video  
Grand Old Duke of York



Link & QR to MP3  
<https://bit.ly/gssnvgrandolddukeofyork>



# Grand Old Duke of York

4

7

© Music Files Ltd

[www.mfiles.co.uk](http://www.mfiles.co.uk)



# Great Big Moose !

*This is a children's song and nursery rhyme turned into a camp song. Origins are unknown.*

There was a great big moose  
Now he's a sticky moose

There was a great big moose  
He liked to drink a lot of juice

There was a great big moose  
He liked to drink a lot of juice

Singin' oh wayo,  
wayo, wayo, wayo, wayo

Way oh way oh  
Way oh way oh way oh way oh

The moose's name was Fred.  
He liked to drink his juice in bed.

The moose's name was Fred.  
He liked to drink his juice in bed.

Singin' oh wayo,  
wayo, wayo, wayo, wayo

Way oh way oh  
Way oh way oh way oh way oh

He drank his juice with care  
Until he got some in his hair.

He drank his juice with care  
Until he got some in his hair.

Singin' oh wayo,  
wayo, wayo, wayo, wayo

Way oh way oh  
Way oh way oh way oh way oh

Now he's a sticky moose  
All covered in juice

Now he's a sticky moose  
All covered in juice

Singin' oh wayo,  
wayo, wayo, wayo, wayo

Way oh way oh  
Way oh way oh way oh way oh

Link & QR to video

▶ 25 - Great Big Moose



Link & QR to MP3

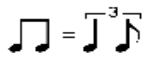
<https://bit.ly/gssnvgreatbigmoose>





# There Was a Great Big Moose

Folk song



*Call*                      *Response*                      *Call (continue...)*

There was a great big\_\_ moose,\_\_(There was a great big\_\_ moose,)\_\_ He liked to drink a lot of

*Response (continue...)*

juice. (He liked to drink a lot of juice.)There was a great big\_\_ moose,

\_\_(There was a great big\_\_ moose,)\_\_ He liked to drink a lot of juice(He liked to drink a lot of

*Refrain*

juice.)Sing-ing oh way - oh,\_\_ (Sing-ing oh way - oh,)\_\_ Way oh, way oh, way oh, way

oh, (Way oh, way oh, way oh, way oh,) Way oh, way oh, (Way oh, way

oh,) Way oh, way oh, way oh, way oh, (Way oh, way oh, way oh,) oh,)

bethsnotes.com

2. The moose's name was Fred. (repeat)  
He liked to drink his juice in bed. (repeat)  
(Repeat) Refrain

3. He drank his juice with care (repeat)  
But he spilled some in his hair. (repeat)  
(Repeat) Refrain

4. Now he's a sticky moose (repeat)  
With a belly full of juice (repeat)  
(Repeat) Refrain

**D**  
There was a great big moose!  
**A7**                      **D**  
He liked to drink a lot of juice.  
**D**                      **E**  
There was a great big moose!  
**A7**                      **D**  
He liked to drink a lot of juice.

**D**  
Singin' oh way oh  
**A7**                      **D**  
Way oh way oh way oh way oh  
**D**                      **E**  
Way oh way oh  
**A7**                      **D**  
Way oh way oh way oh way oh



# Heads, Shoulders, Knees, and Toes

The root of this song goes back to the classic 'There is a tavern in the town' in 1883. However, it is also the tune of 'London Bridge is Falling Down.'

<https://playactivities.com/head-shoulders-knees-and-toes/>

Head, shoulders, knees, and toes, *(touch the part on your body mentioned)*  
knees and toes.

Head, shoulders, knees, and toes,  
knees and toes.

And eyes and ears  
and mouth and nose.

Head, shoulders, knees, and toes,  
knees and toes.

Link & QR to video

 Heads, shoulders, knees and toes




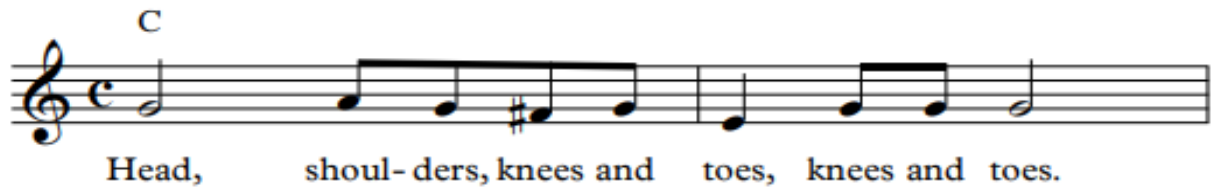


Link & QR to MP3

<https://bit.ly/gssnvheadshoulderskneestoes>



# Head, Shoulders, Knees and Toes



<https://michaelkravchuk.com/wp-content/uploads/2017/02/Head-and-Shoulders.pdf>



# Hermie the Worm

*Herman the worm is a camp and children's song used to teach children about growth, animals, and bugs. Origins are unknown.*

**Sitting on a fencepost, chewin' my bubblegum  
chomp chomp chomp chomp (*make smacking noises like chewing*)  
Playin' with my yo yo  
weeooo weeooo (*mimic playing with a yoyo*)**

**When along came Herman the Worm  
And he was thiiiiis big (*show size with pointer fingers*) (*get bigger each verse*)  
So I said, Herman, what happened?  
And he said, I ate my sister**

**Verse Options (repeat changing sister for people below):**


**Brother**

**Father**

**Mother**

**Sitting on a fencepost, chewin' my bubblegum  
chomp chomp chomp chomp  
Playin' with my yo yo  
weeooo weeooo  
When along came Herman the Worm  
And he was thiiiiis big  
So I said, Herman, what happened?  
And he said, I burped!**

Link & QR to video

 26 - Hermie The Worm



Link & QR to MP3

<https://bit.ly/gssnvhermie>



[Chorus]

I was sittin' on a fencepost

slapping on my left knee

chewing on my bubble gum, chomp, chomp, chomp, chomp

playing with my yo-yo, do op, do op, do op do op,

and watching the birds fly by

And then along came Herman the Worm and he was this big.

N.C.  
(Hold fingers up to show about an inch)

I asked, "Herman, what happened?" and he said, "I swallowed one grape".



# Hole in the Bottom of the Sea

*This is a cumulative folk song with a simple structure built by progressive additions of words/phrases so that each verse is longer than the previous one. Cumulative songs are popular for group singing, as they require little memory skills and can become a kind of game. It seems that some version of this song dates back to 1913, while there is a well known recording from Lonzo & Oscar (1947). A version of the lyrics is included in the 1932 songbook "The Frank C. Brown Collection of North Carolina Folklore."*

<https://www.singing-bell.com/theres-a-hole-in-the-bottom-of-the-sea-printable-lyrics-pdf/>

**There's a hole in the bottom of the sea,  
There's a hole in the bottom of the sea,  
There's a hole,  
There's a hole,  
There's a hole in the bottom of the sea.**


**There's a log in the hole in the bottom of the sea,  
There's a log in the hole in the bottom of the sea,  
There's a log,  
There's a log,  
There's a log in the hole in the bottom of the sea.**

**There's a bump on the log in the hole in the bottom of the sea,  
There's a bump on the log in the hole in the bottom of the sea,  
There's a bump,  
There's a bump,  
There's a bump on the log in the hole in the bottom of the sea.**

**There's a frog on the bump on the log in the hole in the bottom of the sea,  
There's a frog on the bump on the log in the hole in the bottom of the sea,  
There's a frog,  
There's a frog,  
There's a frog on the bump on the log in the hole in the bottom of the sea.**


**There's a fly on the frog on the bump on the log in the hole in the bottom of the sea,  
There's a fly on the frog on the bump on the log in the hole in the bottom of the sea,  
There's a fly,  
There's a fly,  
There's a fly on the frog on the bump on the log in the hole in the bottom of the sea.**

Link & QR to video

 There's a Hole in the Bottom of the Sea | Kids Song | Lil Animation

Link & QR to MP3

<https://bit.ly/gssnvholeinthebottomofthesea>



# There's A Hole In The Middle Of The Sea

F C<sup>7</sup>

There's a hole in the middle of the sea, There's a  
 There's a log in the middle of the sea, There's a  
 There's a bump on the mid-dle of the sea, There's a  
 There's a frog on the mid-dle of the sea, There's a  
 There's a fly in the mid-dle of the sea, There's a  
 There's a wing on the mid-dle of the sea, There's a  
 There's a flea on the mid-dle of the sea, There's a

4 F

hole in the middle of the sea, There's a hole, there's a  
 log in the middle of the sea, There's a log, there's a  
 bump on the mid-dle of the sea, There's a bump, there's a  
 frog on the mid-dle of the sea, There's a frog, there's a  
 fly in the mid-dle of the sea, There's a fly, there's a  
 wing on the mid-dle of the sea, There's a wing, there's a  
 flea on the mid-dle of the sea, There's a flea, there's a

8 C<sup>7</sup> F

hole, There's a hole in the middle of the sea.  
 log, There's a log in the middle of the sea.  
 bump, There's a bump on the mid-dle of the sea.  
 frog, There's a frog on the mid-dle of the sea.  
 fly, There's a fly in the mid-dle of the sea.  
 wing, There's a wing on the mid-dle of the sea.  
 flea, There's a flea on the mid-dle of the sea.

©MichaelKravchuk.com



# If I Weren't A Girl Scout

*This is a traditional camp chant or skit of unknown origins.*

*This is traditionally done in a line of scouts. The first scout starts off and says the first 2 lines, then their specific alternative. They do an action with their alternative.*

*Then the next scout in the line says the first 2 lines, then their specific alternative. They do an action for her alternative. Then the first scout repeats their specific alternative.*

*This continues down the line with each new scout saying the first two lines, then their specific alternative with an action. After each new scout finishes their alternative, the other scouts before them repeat theirs (all the way down the line).*

**If I were not a Girl Scout, I wonder what I'd be  
If I were not a Girl Scout...**

**A bird watcher I'd be  
Hark a lark, flying through the park, SPLAT!**

**Other possible alternatives:**

- 2) Plumber ...Plunge it, flush it, look out below!**
- 3) Carpenter...Two by four nail it to the floor!**
- 4) Teacher...Sit down, shut up, throw away your gum**
- 5) Flight attendant ...Coffee, tea, here's your little bag, BLEH!**
- 6) Farmer...Here's a cow, there's a cow, and here's another yuck!**
- 7) Doctor...Take a pill; pay my bill! I'm going golfing!**
- 8) Electrician...Positive, negative, buzz zap**

**To end, all say together:  
Thank goodness I'm a Girl Scout!**

Link & QR to video  
[If I Weren't a Girl Scout](#)

Chant: No MP3 or Sheet Music  
[Link to other alternatives](#)





# If You're Cheering for the Boy Scouts

*This song is a variation of If You're Happy and You Know It used by Girl Scouts. The history of the tune (If You're Happy and You Know It) is based on a Soviet song "Molodejnaya." The first recorded versions of "If You're Happy And You Know It" date back to 1957 and the book Play Activities for Boys and Girls, Six Through Twelve: A Guide for Teachers, Parents, and Recreation Leaders. The song appears in other books throughout the '60s.*

<https://americansongwriter.com/behind-the-joyous-song-if-youre-happy-and-you-know-it/>

*For the Girl Scout lines in this song, do the action that you sing. For the Boy Scout lines, attempt to do the action, but miss and say the line in italics as you do it.*

**If you're cheering for the Girl Scouts, clap your hands!**  
**If you're cheering for the Girl Scouts, clap your hands!**  
**If you're cheering for the Girl Scouts, If you're cheering for the Girl Scouts,**  
**If you're cheering for the Girl Scouts, clap your hands!**

**If you're cheering for the Girl Scouts, stomp your feet!**  
**If you're cheering for the Girl Scouts, stomp your feet!**  
**If you're cheering for the Girl Scouts, If you're cheering for the Girl Scouts,**  
**If you're cheering for the Girl Scouts, stomp your feet!**

**Continue the same pattern with the other verses:**

**(3) If you're cheering for the Girl Scouts, shout, "hooray!"**

**(4) If you're cheering for the Girl Scouts, do all three!**


**(5) If you're cheering for the Boy Scouts, clap your hands! *Oops, I missed!***

**(6) If you're cheering for the Boy Scouts, stomp your feet! *Where's the floor?***

**(7) If you're cheering for the Boy Scouts, shout, "hooray!" *I lost my voice.***

**(8) If you're cheering for the Boy Scouts, do all three! *Oops, I missed! Where's the floor? I lost my voice.***

Link & QR to video

 **COGSDC - Girl Scout Boy Scout Song with lyrics**

Chant

See "If You're Happy and You Know It"



# If You're Happy and You Know It

The song's melody, scholars have said, however, harkens back to the Soviet song "Molodejnaya." Nevertheless, the first recorded versions of "If You're Happy And You Know It" date back to 1957 and the book Play Activities for Boys and Girls, Six Through Twelve: A Guide for Teachers, Parents, and Recreation Leaders. The song appears in other books throughout the '60s. <https://americansongwriter.com/behind-the-joyous-song-if-youre-happy-and-you-know-it/>

For each line in this song, do the action that you sing.


**If you're happy and you know it clap your hands**  
**If you're happy and you know it clap your hands**  
**If you're happy and you know it and you really want to show it**  
**If you're happy and you know it clap your hands**

**If you're happy and you know it stomp your feet**  
**If you're happy and you know it stomp your feet**  
**If you're happy and you know it and you really want to show it**  
**If you're happy and you know it stomp your feet**

**If you're happy and you know it shout hurray (hurray)**  
**If you're happy and you know it shout hurray (hurray)**  
**If you're happy and you know it and you really want to show it**  
**If you're happy and you know it shout hurray (hurray)**

**If you're happy and you know it do all three, clap your hands, stomp your feet, shout hurray (hurray).**  
**If you're happy and you know it do all three, clap your hands, stomp your feet, shout hurray (hurray).**  
**If you're happy and you know it and you really want to show it**  
**If you're happy and you know it do all three, clap your hands, stomp your feet, shout hurray (hurray).**

Link & QR to video

 Girl Scout Bridging Ceremony - If You're Happy and You Know It



Link & QR to MP3

<https://bit.ly/gssnvifyourehappy>



# If You're Happy and You Know It

Traditional

The musical score is written in 4/4 time with a key signature of one flat (Bb). It consists of four staves of music. The lyrics are written below the notes. Chord markings (F, C7, Bb) are placed above the staff at specific points.

Staff 1: If you're hap - py and you know it, clap your hands. If you're

Staff 2: hap - py and you know it, clap your hands. If you're

Staff 3: hap - py and you know it, then your face will sure - ly show it, If you're

Staff 4: hap - py and you know it clap your hands.

2) If you're happy and you know it, Tap your toe...

3) If you're happy and you know it, Nod your head...

[https://makingmusicfun.net/public/assets/pdf/sheet\\_music/if\\_youre\\_happy\\_leadsheet.pdf](https://makingmusicfun.net/public/assets/pdf/sheet_music/if_youre_happy_leadsheet.pdf)



# **Jig-A-Low**

*This is thought to be based on a British clapping game, High Low Jack A Low, which is named after a card game. There are multiple spellings and variations of this song and game.*

<http://pancocojams.blogspot.com/2011/12/childrens-rhyme-gigalo-examples.html>

***Jig-a-low, Jig, jig-a-low  
Jig-a-low, Jig, jig-a-low***

***(Person #1) Hey \_\_\_\_\_ (say another person's name, person #2)***

***(Person #2) Hey, what?***

***(Person #1) Hey \_\_\_\_\_ (say the same person's name above, person #2)***

***(Person #2) Hey, what?***

***(Person #1) Show me how you jigalow,  
say show me how you jigalow.***

***(Person #2-doing the first 2 actions, then adding their own dance)***

***My hands are high***

***My feet are low,***

***and this is how I jigalow (add own moves)***

***(everyone repeats what person #2 did)***

***Her hands are high,***

***her feet are low,***


***and this is how she jigalows (repeat #2's dance)***

***(Person #2) Hey \_\_\_\_\_ (pick person#3)***

***... repeat***

Lyrics & QR to video

Chant: No MP3 or Sheet Music

 Camp Song 2020: Jig A Lo!





# Johnny Appleseed

*This song is based on John Chapman and is sung usually at camp before meal times. Legend has it that if you sing it, it will rain.*


[https://www.facebook.com/camp.songs/posts/2149982625110578/?paipv=0&eav=AfYcFK6riwZ7173vLRFRaiFsVEbjhvOL6s-jZ8MZvMNGo5zDJn2Tlr\\_Fii\\_YxrZqiqA&\\_rdr](https://www.facebook.com/camp.songs/posts/2149982625110578/?paipv=0&eav=AfYcFK6riwZ7173vLRFRaiFsVEbjhvOL6s-jZ8MZvMNGo5zDJn2Tlr_Fii_YxrZqiqA&_rdr)

**Oh, the Lord is good to me  
And so I thank the Lord  
For giving me  
the things I need  
The sun and the rain and the apple seed.  
The Lord is good to me.**

**And every seed that grows  
Will grow into a tree,  
And one day soon there'll be apples there,  
For everyone in the world to share.  
The Lord is good to me.**

**When I wake up each morning,  
I'm happy as can be,  
Because I know that with God's care  
The apple trees will still be there.  
The Lord's been good to me.**

Link & QR to video

 DENNIS DAY The Lord is Good to Me JOHNNY APPLESEED



Link & QR to MP3

<https://bit.ly/gssnvjohnnyappleseed>



# Johnny Appleseed Grace (song)



[https://www.learningtogive.org/sites/default/files/handouts/Johnny\\_Appleseed\\_Grace\\_Song.pdf](https://www.learningtogive.org/sites/default/files/handouts/Johnny_Appleseed_Grace_Song.pdf)

Music resources from [www.traditionalmusic.co.uk](http://www.traditionalmusic.co.uk)

## Johnny Appleseed

Johnny Appleseed  
Traditional American

Oh, the Lord is good to me and so I thank the Lord  
For giving me the things I need.  
The sun and the rain and the appleseed.  
The Lord is good to me.

And every seed I sow will grow into a tree,  
And someday there'll be apples there  
For everyone in the world to share  
The Lord is good to me.



# Kookaburra

*The Kookaburra Song was written in 1932 by an Australian music teacher, Marion Sinclair. In 1934, she entered the song in a Girl Guide song competition. It won and has been a popular Girl Guide song ever since.*


<https://www.thecampingfamily.com/kookaburra-song.html#:~:text=The%20Kookaburra%20Song%20was%20written,Girl%20Guide%20song%20ever%20since.>

Kookaburra sits on the old gum tree,  
Merry merry king of the bush is he.  
Laugh, Kookaburra, laugh, Kookaburra,  
Gay your life must be!

Kookaburra sits in the old gum tree  
Eating all the gumdrops he can see  
Stop, Kookaburra, Stop, Kookaburra  
Leave some there for me.

Kookaburra sits in the old gum tree,  
Counting all the monkeys he can see  
Stop, Kookaburra, Stop, Kookaburra,  
That's no monkey, that's me.

Link & QR to video

 Kookaburra sits in the old gum tree - Scout Activities Songs



Link & QR to MP3

<https://bit.ly/gssnvkookaburra>





# Kookaburra

Australian Folksong

5 5

G C

Koo - ka - bur - ra sits in the

5 5

G

old gum tree.

9 9

C

Mer - ry, mer - ry king of the

13 13

G

bush is he.

Arrangement Copyright © 2022 Music-for-Music-Teachers.com  
All Rights Reserved



# Kumbaya

One of the earliest records of “Kumbaya” in the AFC archive is in a manuscript sent to Robert Winslow Gordon, the Archive’s founder, in 1927. The collector was Julian Parks Boyd, at that time a high school principal in Alliance, North Carolina. This version, which Boyd collected from his student Minnie Lee in 1926, was given the title “Oh, Lord, Won’t You Come By Here,” which is also the song’s refrain. Although Boyd collected only the words, this structure is enough to mark Lee’s performance as an early version of the well-known “Kumbaya.”

<https://blogs.loc.gov/folklife/2018/02/kumbaya-history-of-an-old-song/>

*Motions:*

*Kum ba yah- move hands over each other in a circle in front of chest*

*my/oh Lord-point to the sky*

*someone-point to yourself*

*crying-make tear tracks with fingers on face*

*singing-move hand from mouth upward as if carrying notes to the sky*

*praying-put hands together in front of chest*

**Kum ba yah, my Lord, kum ba yah!**

**Kum ba yah, my Lord, kum ba yah!**

**Kum ba yah, my Lord, kum ba yah!**

**O Lord, kum ba yah!**

**Someone’s crying, Lord, kum ba yah!**

**Someone’s crying, Lord, kum ba yah!**

**Someone’s crying, Lord, kum ba yah!**

**O Lord, kum ba yah!**

**Someone’s singing, Lord, kum ba yah!**

**Someone’s singing, Lord, kum ba yah!**

**Someone’s singing, Lord, kum ba yah!**

**O Lord, kum ba yah!**

**Someone’s praying, Lord, kum ba yah!**


**Someone’s praying, Lord, kum ba yah!**

**Someone’s praying, Lord, kum ba yah!**

**O Lord, kum ba yah!**

**Scouts can add other variations following the pattern of Someone’s ....ing.**

Link & QR to video

 **Kumbaya #2 • Scout Songs**



Link & QR to MP3

<https://bit.ly/gssnkvumbaya>



# Kum Ba Yah

Traditional

Piano

D G D

Kum ba yah, my Lord, kum ba yah, Kum ba yah, my

Guitar

TAB

0	4	2	2	2	0	0	2			0	4	2	2
---	---	---	---	---	---	---	---	--	--	---	---	---	---

9 Lord, kum ba yah, Kum ba yah, my Lord, kum ba

Gr.

2	0	4	2		0	4	2	2	2	0	0
---	---	---	---	--	---	---	---	---	---	---	---

17 yah, O Lord, kum ba yah.

Gr.

2		0	4	0		2	2	0	
---	--	---	---	---	--	---	---	---	--

Someone's laughing, Lord, kum ba yah... O Lord, kum ba yah

Someone's crying, Lord, kum ba yah... O Lord, kum ba yah.

Someone's praying, Lord, kum ba yah, O Lord, kum ba yah.

Someone's singing, Lord, kum ba yah, O Lord, kum ba yah.

Arrangement Copyright 2017 Music-for-Music-Teachers.com

All Rights Reserved



# Linger

*A traditional camp song, usually sung on the last night of a camp or camp fire. The specific origins are unknown. Usually the song is started with everyone around the campfire and then after the first time through the whole song, campers start to walk back to their tents as they continue singing, until the last person is left at the campfire and ends the song.*


mmhhmmm I want to linger  
mhhmm alittle longer  
mhhmm a little longer here with you

mmhhmmm It's such a perfect night  
mhhmm it doesn't seem quite right  
mhhmm that it should be my last with you

mmhhmmm And come September  
mhhmm I will remember  
mhhmm camping days and friendships true

mmhhmmm And as the years go by  
mhhmm I'll think of you and sigh  
mhhmm This is goodnight and not good-bye

Link & QR to video

 Linger - Girl Scout Song



Link & QR to MP3

<https://bit.ly/gssnvlinger>



# LINGER

Public Domain

Traditional

*F*  
Mm-mm, I want to linger,  
*Gm7*  
Mm-mm, a little longer  
*C7* *F*  
Mm-mm, a little longer here with you.

*F*  
Mm-mm, it's such a perfect night,  
*Gm7*  
Mm-mm, it doesn't seem quite right,  
*C7* *F*  
Mm-mm, that this should be our last with you.

*F*  
Mm-mm, when come September,  
*Gm7*  
Mm-mm, we'll all remember,  
*C7* *F*  
Mm-mm, our camping days and friendships true.

*F*  
Mm-mm, and as the years go by  
*Gm7*  
Mm-mm, we'll think of you and sigh,  
*C7* *F*  
Mm-mm, this is goodnight and not goodbye.

*F*  
Mm-mm, I want to linger,  
*Gm7*  
Mm-mm, a little longer  
*C7* *F*  
Mm-mm, a little longer here with you.

Prepared by A. Farley for [SongScouting.WordPress.com](http://SongScouting.WordPress.com)



# Little Bunny Foo Foo

"Little Bunny Foo Foo" is a children's poem and song. The poem consists of four-line sung verses separated by some spoken words. The verses are sung to the tune of the French-Canadian children's song "Alouette" (1879), which is melodically similar to "Down by the Station" (1948) and the "Itsy Bitsy Spider." Beverly Cleary's 1970 children's book Runaway Ralph mentions "Little Rabbit Fru-Fru" as a song heard at summer camp, and a 1970 issue of The New Yorker acknowledges "Little Bunny Phoo Phoo, a character in a children's story."  
[https://en.wikipedia.org/wiki/Little\\_Bunny\\_Foo\\_Foo](https://en.wikipedia.org/wiki/Little_Bunny_Foo_Foo)

**Little Bunny Foo Foo, (*hold up two fingers as bunny ears*)**  
**Hopping through the forest, (*bounce the two fingers like hopping*)**  
**Scooping up the field mice, (*make a scooping motion to pick up the mice*)**  
**And bopping them on the head. (*bop yourself on the head*)**

**And then down came the Good Fairy,**  
**and she said:**  
**Little Bunny Foo Foo (*put up two fingers, move them like ears*)**  
**I don't want to see you (*shake finger in a "no" movement*)**  
**Scooping up the field mice**  
**And bopping them on the head! (*bop yourself on the head*)**  
**I'll give you three more chances (*hold up 3 fingers*)**  
**And if you don't behave,**  
**Then, I'm going to turn you into a GOON! (*act shocked, scared*)**

**Repeat, but change "three more chances" into "two" then "one more chance"**

**Last verse:**  
**Little Bunny Foo Foo**  
**I don't want to see you**  
**Scooping up the field mice**  
**And bopping them on the head!**  
**I gave you three chances,**  
**And you didn't behave so POOF.**  
**She turned him into a goon!**

**The moral of the story is Hare today; goon tomorrow.**

Link & QR to video

[Little Bunny Foo Foo](#)



Link & QR to MP3

<https://bit.ly/gssnvlittlebunnyfoofoo>



# Little Bunny Foo Foo

Traditional

*Spoken:* Down came the Good Fairy and she said:

"I'll give you three chances, and if you don't behave  
I'll turn you into a goon!"

The next day:

2) Little Bunny Foo Foo, hopping through the forest...  
"I'll give you two more chances..."

3) ... "I'll give you one more chance..."

4) ... "I gave you three chances and you didn't behave.  
Now you're a Goon. POOF!"

The moral of the story is:  
HARE TODAY. GOON TOMORROW.



[www.makingmusicfun.net](http://www.makingmusicfun.net)

Copyright © 2009 [www.makingmusicfun.net](http://www.makingmusicfun.net)



# **Make New Friends**

*The song came from a poem written by Joseph Parry who was born in 1841 and died in 1903.. Scouts would chant, and later sing, the song around campfires. The idea was that camping promoted meeting new friends and having new experiences, which is in the song.*

<https://pamecrement.com/2016/07/20/wisdom-from-an-old-poet/>

**Make new friends,  
But keep the old.  
One is silver,  
And the other, gold.**

**Across the land  
Across the sea  
Friends forever  
We will always be.**


**A circle's round  
It has no end  
That's how long  
I'm gonna be your friend.**

**A fire burns bright,  
It warms the heart.  
We've been friends,  
From the very start.**

**You help me,  
And I'll help you  
And together  
We will see it through.**

**The sky is blue  
The Earth is green  
I can help  
To keep it clean.**

Link & QR to video

 1 - Make New Friends -- Girl Scout Sing-A-Long



Link & QR to MP3

<https://bit.ly/gssnvmakenewfriends>





## Make New Friends

Folk song

1 2

Make new friends, and keep the old, One is silver and the other's gold. The

cir-cle is round; it has no end. That's how long I want to be your friend.

bethsnotes.com

Detailed description: The image shows a musical score for the song 'Make New Friends' in 4/4 time. It consists of two staves. The first staff has a treble clef and a key signature of one flat (Bb). It contains two measures marked with '1' and '2' above them. The lyrics 'Make new friends, and keep the old, One is silver and the other's gold. The' are written below the first staff. The second staff continues the melody with the lyrics 'cir-cle is round; it has no end. That's how long I want to be your friend.' The source 'bethsnotes.com' is noted at the end of the second staff.

<https://www.bethsnotesplus.com/2013/04/make-new-friends.html>

**C**

**G7**

Make New Friends - But Keep The Old

**G7**

**C**

One Is Silver And The Other Gold.

**C**

**G7**

A Circle Is Round, It Has No End

**G7**

**C**

That's How Long I Wanna Be Your Friend.



# **My Bonnie Lies Over the Ocean**

*"My Bonnie Lies over the Ocean" is a folk song originated from Scotland and was believed to be written about the exile of the grandson of King James, Prince Charles Edward Stuart, more known as Bonnie Prince Charlie. Charlie was born on December 31, 1720, in Rome, Italy and died on January 31, 1788, in the same city. Bonnie is a colloquial term which means good, fine, pretty, and attractive.*

<https://michaelkravchuk.com/free-lead-sheet-bonnie-lies-ocean/>

**My Bonnie lies over the ocean  
My Bonnie lies over the sea  
My Bonnie lies over the ocean  
Oh, bring back my Bonnie to me  
Oh, bring back, bring back  
Oh, bring back my Bonnie to me, to me  
Oh, bring back, oh, bring back  
Oh, bring back my Bonnie to me**

Link & QR to video

[My Bonnie Lies Over the Ocean](#)



Link & QR to MP3

<https://bit.ly/gssnvmybonnieliesovertheocean>



# My Bonnie Lies Over The Ocean

G C G A<sup>7</sup>  
 My Bon-nie lies o-ver the o - cean,\_\_\_ My Bon-nie lies o-ver the  
 D<sup>7</sup> B C G  
 sea.\_\_\_\_\_ My Bon - nie lies o - ver the o - cean,\_\_\_  
 C D<sup>7</sup> G  
 Oh bring back my Bon - nie to me.\_\_\_\_\_  
 G G<sup>7</sup> C A<sup>7</sup> D<sup>7</sup>  
 Bring back, bring back, Bring back my Bon-nie to  
 G G G<sup>7</sup> C A<sup>7</sup>  
 me, to me, Bring back, bring back, Oh  
 D<sup>7</sup> G  
 bring back my Bon - nie to me.\_\_\_\_\_

©MichaelKravchuk.com



# Old MacDonald

*“Old MacDonald Had a Farm” is a traditional children’s song about a farmer and a myriad of animals he keeps on his land, his farm. The song is attributed to playwright and professional jokester Thomas d’Urfey who penned the tune for an opera in 1706. Later, it became much more widely known and turned into a folk song in the United Kingdom and America for hundreds of years.*

<https://americansongwriter.com/the-meaning-behind-the-classic-nursery-rhyme-old-macdonald-had-a-farm/>

Old McDonald had a farm. E-I-E-I-O.  
And on that farm he had a cow. E-I-E-I-O.  
With a moo moo here.  
And a moo moo there.  
Here a moo.  
There a moo.  
Everywhere a moo moo.  
Old McDonald had a farm. E-I-E-I-O.

**Verse Options** (replace “cow” and “moo” with any other animal and the sound they make following the pattern):

Dog

Cat

Horse


Any farm animals

Link & QR to video

📺 Old MacDonald Had A Farm | Nursery Rhymes | Super Simple Songs

Link & QR to MP3

<https://bit.ly/gssnvoldmcdonald>



# Old MacDonald Had A Farm

Traditional

1. Old Mac Do-nald had a farm. E - I - E - I - O! And on his farm he

5 had a cow, E - I - E - I - O! With a(n) moo moo here and a(n) pig oink oink some ducks quack quack

9 moo moo there, Here a(n) moo there a(n) moo ev-'ry-where a(n) moo moo. oink oink oink oink quack quack quack quack

12 Old Mac Don-ald had a farm, E - I - E - I - O!



©2018 www.itsybitsykidsmusic.com



# On My Honor

*The original composition was written by Cindy Dasch and is modified from Boy Scout song based on Boy Scout Law.*

[https://www.scoutsongs.com/lyrics/onmyhonor\\_gs.html](https://www.scoutsongs.com/lyrics/onmyhonor_gs.html)

On my honor I will try,  
There's a duty to be done and I say aye,  
There's a reason here for a reason up above,  
My honor is to try and my duty is to love.

People don't need to know my name,  
If I've done any harm, then I'm to blame.  
If I've helped anyone, then I've helped me,  
If I've opened up my eyes to see.

I've tucked away a song or two,  
When your feeling low, there's one for you,  
If you need a friend, then I will come,  
And there's so many more where I come from.


Link & QR to video

[On my Honor](#)



Link & QR to MP3

<https://bit.ly/gssnvonmyhonor>



$A\flat$ 
 $D\flat$ 
 $D\flat/F$ 
 $B\flat m$ 
 $D\flat$



# **On Top of Old Smokey**

*The actual origin of “On Top of Old Smokey” is not clear. One of the earliest versions of the song was written down by the English folklorist Cecil Sharp, who, during World War I, made three summer trips to the Appalachian Mountains in search of folk tunes. He was accompanied by Maud Karpeles.*

<https://americansongwriter.com/behind-the-meaning-of-the-classic-folk-song-on-top-of-old-smokey/#:~:text=So%2C%20the%20actual%20origin%20of.was%20accompanied%20by%20Maud%20Karpeles.>

**On top of Old Smokey  
All covered with snow  
I lost my true lover  
For courting too slow**


**And a false hearted lover  
Is worse than a thief  
For a thief will just rob you  
And take all you save**

**But a false hearted lover  
Will lead you to the grave  
And the grave will decay you  
And turn you to dust**

**Verse Variation:  
On top of Old Smokey  
All covered with cheese  
I lost my poor meatball  
When somebody sneezed**

**It rolled off the table  
And onto the floor  
And then my poor meatball  
Rolled out of the door**

Link & QR to video

 **On Top of Old Smokey • Scout Songs**



Link & QR to MP3

<https://bit.ly/gssnvoldsmokey>





# On Top of Old Smokey

American Folk Tune

C F

On top of Old Smo - key all  
 For court - ing's a plea - sure, but  
 A thief will just rob you and


C G7

cov - ered with snow, I lost my true lov -  
 part - ing is grief, A false - heart - ed lov -  
 take what you have, But a false - heart - ed lov -

C F C

er a - court - ing too slow  
 er is worse than a thief.  
 er will lead you to the grave.

This Edition Copyright © 2012 Music-for-Music-Teachers.com  
 All Rights Reserved



# Percy the Polar Bear !

*This is a traditional camp song of unknown origins.*


Way up in the land of ice and snow (*hands up in the air*)  
Where the temperature drops to 40 below (*wave fingers, pull hands down*)  
Who's the friendliest bear we know? (*arms out to the side like a question*)  
Percy, the pale-faced polar bear (*wave head around face*)  
Grrr! (*hands like claws*)

Sleeps all day and then at night (*hands together, act like sleeping*)  
Catches fish in the pale moonlight (*acts like throwing fishing pole over shoulder*)  
Has no worries, has no cares (*hands to the side, "I don't care" move*)  
Percy, the pale-faced polar bear (*wave head around face*)  
Grrr! (*hands like claws*)

Then one day some hunters came  
And grabbed poor Percy by the snout (*grab yourself by the nose*)  
They put him in a great big cage (*outline a square*)  
And he howled and he growled (*act like stuck in a cage*)  
But he couldn't get out

Now he's living in the zoo  
Funny thing is, he likes it too  
'Cause he met his girlfriend there! (*draw out a heart*)  
And she loves  
Percy, the pale-faced polar bear (*wave head around face*)  
Grrr! (*hands like claws*)

Link and QR to video

 Percy the Pale-Faced Polar Bear - Camp Song




Link & QR to MP3

<https://bit.ly/gssnvpercythepolarbear>



# Percy The Pale-Face Polar Bear

Traditional



# Princess Pat !

*Did you know that the beloved repeat-after-me song, “The Princess Pat,” started as a Canadian military cadence of Princess Patricia’s Canadian Light Infantry? Princess Patricia was a member of the British royal family. A Canadian infantry unit was named in her honor. She designed their regimental colors – a red flag with a purple circle in the center. In the middle were the gold letters VP, which stood for Victoria Patricia. The flag was called a Ric-A-Dam-Do, which means “cloth of your mother” in Gaelic.*

<https://scoutermom.com/6451/princess-pat-song/> <https://hohcamp.com/2020/04/23/the-princess-pat/>

**The Princess Pat (“walk like an Egyptian” hand movements)**

**Light infantry (salute)**

**She sailed across (move hand in a wave across body)**

**The seven seas (hold up 7 fingers, then a C shape)**

**She sailed across (move hand in a wave across body)**

**The channel two (hold up 2 fingers)**

**And she took with her (cup hands around mouth like megaphone and shout)**

**A rig-a-dam-doo! (do the twist down)**

**Chorus:**

**A rig-a-dam-doo (do the twist down)**

**Now what is that? (hands out in confusion)**

**It’s something made (fists on top of each other)**

**By the Princess Pat (Egyptian movements)**

**It’s red and gold (circle right hands by hip)**

**And purple too (circle left hands by hip)**

**That’s why it’s called (cup hands around mouth and shout)**

**A rig-a-dam-doo (do the twist down)**

**Now Captain Jack (put hands to forehead in salute)**

**Had a mighty fine crew (flex biceps, show strong)**

**He sailed across (move hand in a wave across body)**

**The channel two (hold up 2 fingers)**

**But his ship sank (hold nose and twist toward ground)**


**And yours will too (point to someone else)**

**If you don’t take (cup hands around mouth and shout)**

**A rig-a-dam-doo (do the twist down)**

**Repeat chorus**


**Link & QR to video**

 **12 - Princess Pat**



**Link & QR to MP3**

<https://bit.ly/gssnvprincesspat>



# The Princess Pat

Traditional Camp

1. The prin-cess, Pat, lived in a tree, she sailed a - cross  
**Refrain:** A rick-a-bam-boo, now what is that? It's some-thing made  
 2. Now Cap-tain Jack had a mighty fine crew, they sailed a - cross  
**(Refrain)**

7 the sev - en seas. She sailed a - cross the chan-nel two,  
 by the princess, Pat. It's red and gold, and pur - ple too.  
 the chan - nel two. But his ship sank, and yours will too,

13 and she took with her, a rick - a - bam - boo.  
 That's why it's called a rick - a - bam - boo.  
 if you don't take a rick - a - bam - boo.

<https://musescore.com/user/29470871/scores/8247038>

A	D	E	A
The Princess Pat	Light infantry	She sailed across	The seven seas
E	D	E	A
She sailed across	The channel two	And she took with her	A rig-a-dam-doo!
A rig-a-dam-doo	D	E	A
	Now what is that?	It's something made	By the Princess Pat
It's red and gold	E	E	A
	And purple too	That's why it's called	A rig-a-dam-doo

<http://westcoastlivingontheeastside.blogspot.com/2010/04/princess-pat-tabs.html>



# **Puff the Magic Dragon**

*In 1959, 19-year-old Leonard Lipton, then studying at Cornell University in New York, wrote a poem, inspired by a 1936 poem by American poet Ogden Nash (1902-1971), "The Tale of Custard The Dragon." Though poetry wasn't his forte, the physics major was convinced he could write a better "dragon" poem than Nash's and began typing his new story up on roommate Peter Yarrow's typewriter. Yarrow found the poem and wrote the song.*

<https://americansongwriter.com/meaning-puff-the-magic-dragon-peter-paul-and-mary-song-lyrics/>

**Puff, the magic dragon lived by the sea  
And frolicked in the autumn mist in a land called Honah Lee,  
Little Jackie Paper loved that rascal Puff,  
and brought him strings and sealing wax and other fancy stuff. Oh**

**Puff, the magic dragon lived by the sea  
And frolicked in the autumn mist in a land called Honah Lee,  
Puff, the magic dragon lived by the sea  
And frolicked in the autumn mist in a land called Honah Lee.**

**Together they would travel on a boat with billowed sail  
Jackie kept a lookout perched on Puff's gigantic tail,  
Noble kings and princes would bow whene'er they came,  
Pirate ships would lower their flags when Puff roared out his name. Oh!**

**Puff, the magic dragon lived by the sea  
And frolicked in the autumn mist in a land called Honah Lee,  
Puff, the magic dragon lived by the sea  
And frolicked in the autumn mist in a land called Honah Lee**

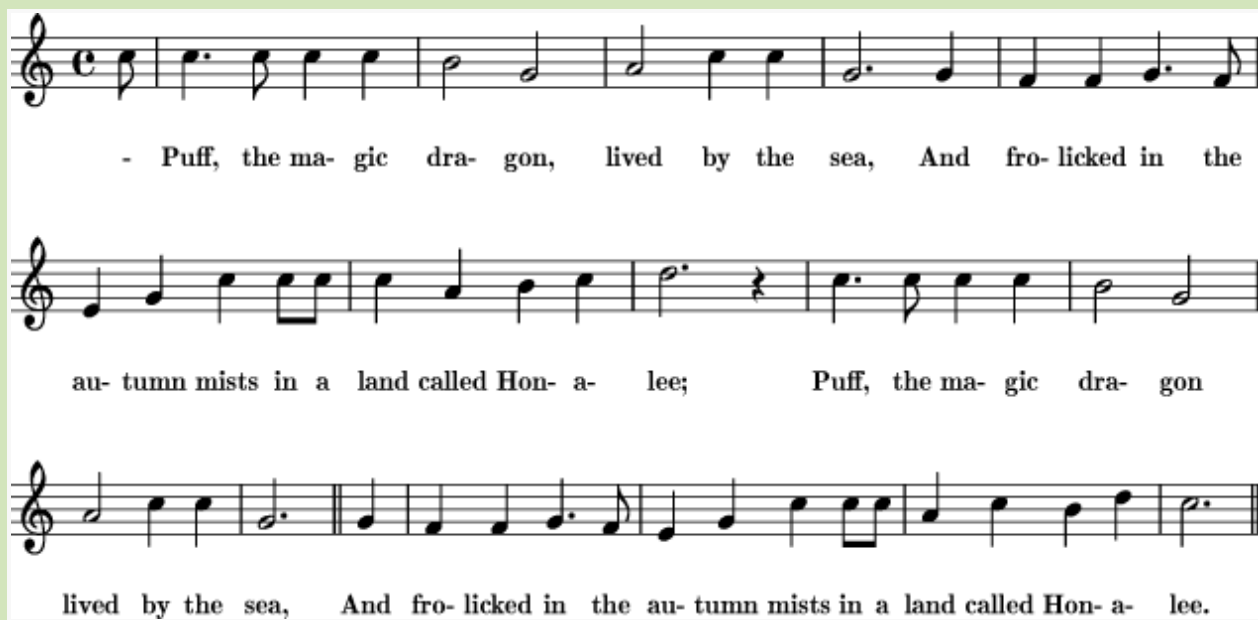
Link & QR to video

 **Puff the Magic Dragon**

Link & QR to MP3

<https://bit.ly/gssnvpuffthemagicdragon>





- Puff, the ma- gic dra- gon, lived by the sea, And fro- licked in the

au- tumn mists in a land called Hon- a- lee; Puff, the ma- gic dra- gon

lived by the sea, And fro- licked in the au- tumn mists in a land called Hon- a- lee.

<https://www.8notes.com/scores/5989.asp>

<b>C</b>	<b>Em</b>	<b>F</b>	<b>C</b>	
Puff, the magic dragon lived by the sea				
<b>F</b>	<b>C</b>	<b>Am</b>	<b>D7</b>	<b>G7</b>
And frolicked in the autumn mist in a land called Honah-Lee				
<b>C</b>	<b>Em</b>	<b>F</b>	<b>C</b>	
Puff, the magic dragon lived by the sea				
<b>F</b>	<b>C</b>	<b>Am</b>	<b>D7</b>	<b>G7</b> <b>C</b>
And frolicked in the autumn mist in a land called Honah-Lee				



# Sippin' Cider through a Straw !

*"Sipping Cider Through a Straw" is a folk song of uncertain origin. A minstrel song titled "Sucking Cider Thro' a Straw", with words and music attributed to W. Freear, was published in 1894 by White-Smith in the United States. This composition may be based on a folk song or maybe have started the folk song.*

[https://en.wikipedia.org/wiki/Sipping\\_Cider\\_Through\\_a\\_Straw#:~:text=A%20minstrel%20song%20titled%20%22Sucking,origin%20to%20the%20folk%20song.](https://en.wikipedia.org/wiki/Sipping_Cider_Through_a_Straw#:~:text=A%20minstrel%20song%20titled%20%22Sucking,origin%20to%20the%20folk%20song.)

This is a repeat song, so the leader sings a line and everyone else repeats it. After every verse (4 lines), the whole group repeats the entire verse together as one group. Everywhere there is a \* ends a verse and means that it should be repeated together.

**The cutest boy  
I ever saw  
Was sippin' ci-  
Der through a straw\***

**That's how I got  
my mother-in-law  
and 14 kids  
who call me ma\***


**I told that boy  
I didn't see how  
He sipped that ci-  
Der through a straw\***

**The moral of  
This little tale  
Is to sip your ci-  
der from a pail\***

**Then cheek to cheek  
And jaw to jaw  
We sipped that ci-  
Der through a straw\***

**And now and then  
That straw would slip  
And we'd sipped our ci-  
Der lip to lip\***


Link & QR code to video

 Camp Song: Sippin' Cider



Link & QR to MP3

<https://bit.ly/gssnvsippincider>





# Sippin' Cider Through a Straw

Moderato Traditional

Piano

*mf*

5

The pretti - est girl I e - ver saw was sip-pin'

5

ci - - - - der though a straw. The pretti - est

2

girl I e - ver saw was sip - pin'

2

ci - der through a straw.

4

The musical score is for a piano piece in 4/4 time, marked 'Moderato'. It features a single melodic line in the right hand and a simple harmonic accompaniment in the left hand. The key signature has one sharp (F#). The score is divided into four systems. The first system contains the first two measures, with a '5' above the first measure and 'mf' below the first measure. The second system contains measures 3 and 4, with a circled '2' above the second measure. The third system contains measures 5 and 6, with a circled '2' above the second measure. The fourth system contains measures 7 and 8, with a circled '4' above the first measure. The lyrics are written below the notes, with hyphens indicating syllables that span across measures.



www.makingmusicfun.net

This arrangement copyright © 2009 www.makingmusicfun.net



# Taps

*"Taps" originally began as a signal to extinguish lights. Up until the Civil War, the infantry call for "Extinguish Lights" was the one set down in the Infantry manuals which had been borrowed from the French. The music for "Taps" was changed by Major General Daniel Adams Butterfield for his brigade in July, 1862.*

<https://www.va.gov/opa/publications/celebrate/taps.pdf>

Day is done, gone the sun,  
From the lake, from the hills, from the sky;  
All is well, safely rest, God is nigh.


Fading light, dims the sight,  
And a star gems the sky, gleaming bright.  
From afar, drawing nigh, falls the night.

Thanks and praise, for our days,  
'Neath the sun, 'neath the stars, neath the sky;  
As we go, this we know, God is nigh.

Sun has set, shadows come,  
Time has fled, Scouts must go to their beds  
Always true to the promise that they made.

While the light fades from sight,  
And the stars gleaming rays softly send,  
To thy hands we our souls, Lord, commend.

Link & QR to video

 San Diego Girl Scouts sing Taps



Link & QR to MP3

<https://bit.ly/gssnvtaps>



Composed by Union Army Brigadier General Daniel Butterfield  
American Civil War general, 1862



laps

4/4

Visit [www.traditionalmusic.co.uk](http://www.traditionalmusic.co.uk) for more music resources.

# The Bear Song !

*The Other Day I Met a Bear is an American campfire song, especially popular with scouts. The song's origins date back to 1919 when Carey Elmore Morgan Jr and Lee David composed it.*  
<https://allnurseryrhymes.com/the-other-day-i-met-a-bear/>

This is a repeat song, so the leader sings a line and everyone else repeats it. After every verse (4 lines), the whole group repeats the entire verse together as one group. Everywhere there is a \* ends a verse and means that it should be repeated together.

The other day,  
I met a bear,  
Out in the woods,  
away out there. \*

He looked at me,  
I looked at him,  
He sized up me,  
I sized up him. \*

He says to me,  
'Why don't you run?'  
'Cause I can see,  
you got no gun.' \*

I began to run,  
away from there,  
But right behind  
me was that bear. \*

And on the path  
ahead of me,  
I saw a tree,  
Oh glory be. \*


The lowest branch  
was ten feet up,  
I'd have to jump  
and trust my luck. \*

And so I jumped  
into the air,  
But I missed that branch  
away up there. \*

Now don't you fret,  
and don't you frown,  
I caught that branch  
on the way back down.\*

That's all there is,  
there ain't no more,  
Unless I meet  
that bear once more. \*

Link & QR to video

 8 - Bear Song



Link & QR to MP3

<https://bit.ly/gssnvsippincider>



Tune is the same as Sippin' Cider.

# Sippin' Cider Through a Straw

Moderato Traditional

Piano

*mf*

5

The pretti - est girl I e - ver saw was sip-pin'

ci - - - der though a straw. The pretti - est

girl I e - ver saw was sip - pin'

ci - der through a straw.

4

2

2



www.makingmusicfun.net

This arrangement copyright © 2009 www.makingmusicfun.net



# The Cat Came Back

*This was written by Tin Pan Alley composer Harry S. Miller as a minstrel number in 1893. The comical song was first recorded the following year by Charles Marsh and was picked up again in the early 1920s by country singer Fiddlin' John Carson.*

<https://www.songfacts.com/facts/fred-penner/the-cat-came-back>

Old Mr. Johnson had troubles of his own  
He had a yellow cat who wouldn't leave his home;  
He tried and he tried to give the cat away,  
He gave it to a man goin' far, far away.

But the cat came back the very next day,  
The cat came back, they thought he was a goner  
But the cat came back; he just couldn't stay away.

He gave it to a man going up in a balloon,  
Told him to give it to the man in the moon;  
The balloon came down about ninety miles away,  
But where the man is today I cannot say.

But the cat came back the very next day,  
The cat came back, they thought he was a goner  
But the cat came back; he just couldn't stay away.

Link & QR to video

 The Cat Came Back



Link & QR to MP3

<https://bit.ly/gssnvcatcameback>



# The Cat Came Back

*Swing*

Harry S. Miller 1893

Sheet music for "The Cat Came Back" in 4/4 time, featuring a swing feel. The key signature has one flat (Bb). The music is arranged in five systems, each with a treble clef and a key signature of one flat. Chords are indicated above the staff: Dm, C, Bb, A, Dm, C, Bb, A, Dm, C, Bb, A, Dm, C, Bb, A, Dm, C, Bb, A, Dm.

Old Mister John-son had trou-bles of his own, He had a yel-low cat that  
would-n't leave his home, He tried and he tried to give the cat a-way, He  
gave it to a man go-ing far\_\_ a-way. But the cat came back, the  
ve-ry next day, Yes, the cat came back, they thought he was a gon-er, But the  
cat came back, it just wouldn't stay a-way.

Arrangement Copyright © 2017 Music-for-Music-Teachers.com



# The Littlest Worm !

*The exact origins are unknown, but it has the same tune as Sippin' Cider through a Straw, so those two songs are probably related or share a common origin story.*

This is a repeat song, so the leader sings a line and everyone else repeats it. After every verse (4 lines), the whole group repeats the entire verse together as one group. Everywhere there is a \* ends a verse and means that it should be repeated together.

The littlest worm,  
I ever saw  
Was curled up  
In my soda straw\*

He said to me  
don't take a sip  
for it you do  
I surely slip\*

I took a sip  
and he went down  
right through my pipes  
he must have drowned\*

I coughed him up  
and he was dead  
I buried him  
in my counselor's bed\*

He was my pal  
he was my friend  
but now he's gone  
and that's the end\*

That is the end  
there is no more  
until I meet  
that worm once more.\*

Link & QR to video

📺 The Littlest Worm: Girl Scout Camp Song



Link & QR to MP3

<https://bit.ly/gssnvsippincider>





Tune is the same as Sippin' Cider.

# Sippin' Cider Through a Straw

Moderato Traditional

Piano

*mf*

5

The pretti - est girl I e - ver saw was sip-pin'

5

ci - - - - der though a straw. The pretti - est

2

girl I e - ver saw was sip - pin'

2

ci - der through a straw.

4

The musical score is written for piano in 4/4 time. It consists of four systems of music. The first system has a tempo marking of 'Moderato' and a 'Traditional' style. The piano part is marked 'Piano' and 'mf'. The melody starts on a treble clef with a key signature of one sharp (F#). The lyrics are: 'The pretti - est girl I e - ver saw was sip-pin''. The second system continues the melody with lyrics: 'ci - - - - der though a straw. The pretti - est'. The third system continues with lyrics: 'girl I e - ver saw was sip - pin''. The fourth system concludes with lyrics: 'ci - der through a straw.'. There are fingerings indicated by numbers 5 and 2 in circles. The score ends with a double bar line.



[www.makingmusicfun.net](http://www.makingmusicfun.net)

This arrangement copyright © 2009 [www.makingmusicfun.net](http://www.makingmusicfun.net)



# There's A Hole in the Bucket

*This song is based on a German collection of songs first published in 1858. The first version in English appeared in 1949 in the book Pennsylvania Songs and Legends. It has been used in a variety of comedy skits and there are many variations.*

[https://en.wikipedia.org/wiki/There%27s\\_a\\_Hole\\_in\\_My\\_Bucket](https://en.wikipedia.org/wiki/There%27s_a_Hole_in_My_Bucket)

There's a hole in my bucket,  
Dear Liza, dear Liza,  
There's a hole in my bucket,  
Dear Liza, a hole.

Then mend it, dear Henry,  
Dear Henry, dear Henry,  
Then mend it, dear Henry,  
Dear Henry, mend it.

With what shall I mend it,  
Dear Liza, dear Liza?  
With what shall I mend it,  
Dear Liza, with what?

With straw, dear Henry,  
Dear Henry, dear Henry,  
With straw, dear Henry,  
Dear Henry, with straw.

The straw is too long,  
Dear Liza, dear Liza,  
The straw is too long,  
Dear Liza, too long.

Then cut it, dear Henry, dear Henry, dear Henry,  
Then cut it, dear Henry, dear Henry,  
Cut it!

With what shall I cut it, dear Liza, dear Liza?  
With what shall I cut it, dear Liza,  
With what?

With an ax ,  
Dear Henry, dear Henry, dear Henry,  
With an ax, dear Henry, dear Henry,  
An ax.

But the ax is too dull, dear Liza, dear Liza,  
But the ax is too dull, dear Liza  
Too dull!

Then sharpen it, dear Henry,  
Dear Henry, dear Henry,  
Then sharpen it, dear Henry,  
Dear Henry, sharpen it.

With what shall I shapen it,  
Dear Liza, dear Liza?  
With what shall I sharpen it,  
Dear Liza, with what?

Continue the pattern with these items:  
\*with a stone, dear Henry

\*but the stone is too dry, dear Liza

\*then wet it, dear Henry

\*with what shall I wet it, dear Liza?


\*with water, dear Henry

\*but how shall I get it, dear Liza?

\*in the bucket, dear Henry

Last verse:  
There's a hole in my bucket,  
Dear Liza, dear Liza,  
There's a hole in my bucket,  
Dear Liza, a hole.

Link & QR to video

 There's a Hole in the Bucket



Link & QR to MP3

<https://bit.ly/gssnvholeinthebucket>



# There's a Hole in the Bucket

Folk Song  
Arr. Julie A. Lind

**Moderately**

1  
*mf* There's a hole in the buck - et, the buck - et, the

4  
buck - ket, there's a hole in the

6  
buck - et, the buck - et, a hole.

- |  |  |
|--|--|
| 2. So fix it, dear Henry...                | 11. With what should I sharpen it, dear Liza...    |
| 3. With what shall I fix it, dear Liza...  | 12. With a stone, dear Henry...                    |
| 4. With straw, dear Henry...               | 13. But the stone is too dry, dear Liza...         |
| 5. But the straw is too long, dear Liza... | 14. Then wet it, dear Henry...                     |
| 6. Then cut it, dear Henry...              | 15. With what shall I wet it, dear Liza...         |
| 7. With what shall I cut it, dear Liza...  | 16. With water, dear Henry...                      |
| 8. With an axe, dear Henry...              | 17. With what shall I carry it, dear Liza...       |
| 9. But the axe is too dull, dear Liza...   | 18. With the bucket, dear Henry...                 |
| 10. Then sharpen it, dear Henry...         | 19. But there's a hole in the bucket, dear Liza... |

This arrangement Copyright © 2022 Julie A. Lind [www.PianoSongDownload.com](http://www.PianoSongDownload.com)

Music resources from [www.traditionalmusic.co.uk](http://www.traditionalmusic.co.uk)

## There's A Hole In The Bucket

### THERE'S A HOLE IN THE BUCKET

D	G	A7	D
There's a hole in the bucket, dear	Liza, dear	Liza	
D	G	A7	D
There's a hole in the bucket, dear	Liza, a hole		
D	G	A7	D
Then fix it, dear Henry, dear	Henry, dear	Henry	
D	G	A7	D
Then fix it, dear Henry, dear	Henry, fix it!		

# Twelve Days of Camping

*This is a Scouting adaptation of the Twelve Days of Christmas. The Twelve Days of Christmas first appeared in print in an English children's book, Mirth With-out Mischief in 1780. The lyrics we know today were written in 1909 by Frederic Austin, a British composer.*

<https://scoutermom.com/1522/the-twelve-days-of-camping-song/>

<https://www.goodhousekeeping.com/holidays/christmas-ideas/a29212592/12-days-of-christmas-meaning-facts/>

The song starts out with just singing the first line (1 hammock). Then each next verse is started out with On my # day of camping, my mommy sent me (something with the matching number to the day). After the new something is said, then everything else is repeated until the last verse when #12 and all of the other numbers are sung in the verse.

**On the first day of camping,  
My mommy sent to me  
A hammock to tie to a tree!**

**On the second day of camping,  
My mommy sent to me  
Two cans of bug spray  
And a hammock to tie to a tree!**

**Continue the pattern** (the items could be varied and personalized to the group):

**Three bottles of sunscreen  
Four clean shirts  
Five underpants  
Six bars of soap  
Seven chocolate chip cookies  
Eight boxes of Twinkies  
Nine bags of chips  
Ten cans of cola  
Eleven pocketknives  
Twelve bandaids**

Link & QR to video

[Twelve Days of Camping](#)



Link & QR to MP3

<https://bit.ly/gssnv12daysofcamping>



# Twelve Days of Christmas

Traditional

*Moderato*

Piano

1

*mf*

On the first day of Christ - mas my

1  
3

true love gave to me A par - tridge a pear tree. On the

se-ond day of Christ-mas my true love gave to me Two tur-tle doves and a

par - tridge a pear tree. On the third day of Christ - mas my



[www.makingmusicfun.net](http://www.makingmusicfun.net)

This arrangement copyright © 2011 [www.makingmusicfun.net](http://www.makingmusicfun.net)




# Weenie Man !

*This is a fun camp song of unknown origins. It is believed to be based on the hot dog vendors from the 50's and 60's.*

**I know a weenie man,  
He owns a weenie stand,  
He sells most anything,  
From hot dogs on down!**

**One day I'll join his life,  
I'll be his weenie wife,  
Hot dog! I love that weenie man!**

Link & QR to video

 Weenie Man - Girl Scout Camp Song



Link & QR to MP3

<https://bit.ly/gssnweenieman>



**Intro:**

F

**Verse 1:**

F

I know a weenie man,

G

He owns a weenie stand.

C

He sells most everything,

F

From hot dogs on down.

F

Oh baby,

F

One day I'll change his life,

G

I'll be his weenie wife.


C

F

C

F

Hot dog I love that weenie man



# When the Scouts Go Marching

*This song is based on the classic "When the Saints Go Marching In", often referred to as simply "The Saints", and is a traditional black spiritual. It originated as a Christian hymn, but is often played by jazz bands. This song was famously recorded on May 13, 1938, by Louis Armstrong and his orchestra.*

[https://en.wikipedia.org/wiki/When\\_the\\_Saints\\_Go\\_Marching\\_In#:~:text=%22When%20the%20Saints%20Go%20Marching,Louis%20Armstrong%20and%20his%20orchestra](https://en.wikipedia.org/wiki/When_the_Saints_Go_Marching_In#:~:text=%22When%20the%20Saints%20Go%20Marching,Louis%20Armstrong%20and%20his%20orchestra)

**Oh, when the scouts go marching in  
Oh, when the scouts go marching in  
Oh Lord, I want to be in that number  
When the scouts go marching in.**

**Oh, when the drums begin to bang  
Oh, when the drums begin to bang  
Oh Lord I want to be in that number  
When the scouts go marching in.**

**Additional verses could be added specific to the group.**


Link & QR to video

[When the Saints Go Marching](#)



Link & QR to MP3

<https://bit.ly/gssnvwhenthescouts>





# When the Saints Go Marching In

Piano

The musical score is written for piano in 2/4 time. It consists of four systems of music, each with a treble and bass staff. The lyrics are written below the treble staff. The first system starts with a piano dynamic marking. The second system begins with a measure rest in the treble staff. The third system begins with a measure rest in the treble staff. The fourth system begins with a measure rest in the treble staff. The score ends with a double bar line.

Oh when the saints go marching in oh, when the  
saints go march - ing in how I  
long to be in that num - ber when the  
saints go march - ing in.

Copyright © 2018 Music-for-Music-Teachers.com  
All Rights Reserved

C

O when the saints go marchin' in,

G

O when the saints go marchin' in,

C C7 F F7

Lord, I want to be in that number

C G7 C

When the saints go marchin' in.



# Whole World in His Hands

*Like other folk spirituals, the exact origin of “He’s Got the Whole World in His Hands” is unknown. Whether created extemporaneously by one slave or by a community of slaves, this spiritual’s earliest known written reference is in “Spirituals Triumphant Old and New,” compiled by Edward Boatner in 1927.*

<https://www.loc.gov/static/programs/national-recording-preservation-board/documents/HesGotTheWholeWorld.pdf>

**He's got the whole world in His hands (make a circle (world) with your hands)**  
**He's got the whole world in His hands (make a circle (world) with your hands)**  
**He's got the whole world in His hands (make a circle (world) with your hands)**  
**He's got the whole world in His hands (make a circle (world) with your hands)**

**He's got the Dainty, Dainty Daisies in His hands (point at Daisies present)**  
**He's got the Dainty, Dainty Daisies in His hands**  
**He's got the Dainty, Dainty Daisies in His hands**  
**He's got the whole world in His hands**

**He's got the Busy, Busy Brownies in His hands (point at Brownies present)**  
**He's got the Busy, Busy Brownies in His hands**  
**He's got the Busy, Busy Brownies in His hands**  
**He's got the whole world in His hands**

## **Additional verse options**

(follow the pattern and make a different motion for each one; motion can be pointing at girls of that level present OR creating a special motion for each group):


**Jazzy Juniors**

**Crazy Cadettes**

**Sassy Seniors**

**Lovely Leaders**

Link & QR to video

 He's Got the Whole World in His Hands Girl Scout Camp Songs

Link & QR to MP3

<https://bit.ly/gssnvhesgotthewholeworld>



# HE'S GOT THE WHOLE WORLD

Moderato

Bible Song

Piano

He's got the whole world in his hands, He's got the whole world in his hands, He's got the whole world in his hands.



[www.makingmusicfun.net](http://www.makingmusicfun.net)

This arrangement copyright © 2009 [www.makingmusicfun.net](http://www.makingmusicfun.net)

C

He's got the whole world in His hands

G7


He's got the whole world in His hands

C

He's got the whole world in His hands

G7

He's got the whole world in His hands



# You are my Sunshine

*This song is very popular, but its exact origins are unknown. Written and recorded as early as 1939, the song was first published and copyrighted in 1940 by Jimmie Davis and Charles Mitchell. Davis went on to be governor of Louisiana from 1944 to 1948 and again from 1960 to 1964, and used the song for his election campaign. In 1977, the Louisiana State Legislature decreed "You Are My Sunshine" the state song in honor of Davis.*


[https://en.wikipedia.org/wiki/You\\_Are\\_My\\_Sunshine](https://en.wikipedia.org/wiki/You_Are_My_Sunshine)

**You are My Sunshine  
My only sunshine.  
You make me happy  
When skies are gray.  
You'll never know, dear,  
How much I love you.  
Please don't take my sunshine away.**

**The other night, dear  
As I lay sleeping  
I dreamt I held you  
In my arms  
When I awoke, dear  
I was mistaken  
So I hung my head and I cried.**


**You are my sunshine  
My only sunshine  
You make me happy  
When skies are gray  
You'll never know, dear  
How much I love you  
Please don't take  
My sunshine away.**

Link & QR to video

 You are my Sunshine - Girl Guides Songs



Link & QR to MP3

<https://bit.ly/gssnvyouaremysunshine>



# You Are My Sunshine

(Easy Piano)



<https://www.letsplaykidsmusic.com/you-are-my-sunshine-easy-piano/>

**A**

You are my sunshine, my only sunshine

**D**

**A**

You make me happy when skies are gray

**D**

**A**


You'll never know dear, how much I love you

**A**

**E**

**A**

Please don't take my sunshine away



There are many variations of songs and many songs that were not included. Here are some additional resources to check out for more songs and variations. These are just possible resources; they are not endorsed nor vetted by Girl Scouts of Southern Nevada, so use at your own risk.

### **Youtube Channels**

[Girl Scouts of Southern Nevada Songs](#)

[Girl Scouts of Western New York Camp Song Channel](#)

[Girl Scouts Singalong](#)

[Issy Richardson](#)

### **Songbooks, Lyrics, Lists of Songs**

[Girl Scout History](#)

[MacScouter Camp Songbook](#)

[Scout Songs](#)

[Young Woman Camp Manual](#)

[Singing Bell Nursery Rhymes](#)

[Virtual Songbook](#)

[Virginia 4 H Camping Songbook](#)

[Girl Scouts SHS Songbook](#)

[Girl Scouts KSMO](#)

[Primetroop Girl Scout Songs](#)

[Scouting Web](#)

### **Resources used for sheet music and lyrics in this songbook:**

[www.makingmusicfun.net](http://www.makingmusicfun.net)

[www.music-for-music-teachers.com](http://www.music-for-music-teachers.com)

[www.traditionalmusic.co.uk](http://www.traditionalmusic.co.uk)

[www.pianosongdownload.com](http://www.pianosongdownload.com)

<https://www.8notes.com/scores/5989.asp>

<https://www.letsplaykidsmusic.com/you-are-my-sunshine-easy-piano/>

<https://musescore.com/user/29470871/scores/8247038>

<http://westcoastlivingontheeastside.blogspot.com/2010/04/princess-pat-tabs.html>

[www.itsybitsykidsmusic.com](http://www.itsybitsykidsmusic.com)

[www.michaelkravchuk.com](http://www.michaelkravchuk.com)

<https://www.bethsnotesplus.com>

[www.SongScouting.WordPress.com](http://www.SongScouting.WordPress.com)

[https://www.learningtogive.org/sites/default/files/handouts/Johnny\\_Appleseed\\_Grace\\_Song.pdf](https://www.learningtogive.org/sites/default/files/handouts/Johnny_Appleseed_Grace_Song.pdf)

[www.mfiles.co.uk](http://www.mfiles.co.uk)

<https://www.girlscouts.org/>

<https://www.letsplaykidsmusic.com/wp-content/uploads/2022/02/BabyShark-scaled.jpg>



