

# New Leader's Guide to Success





## NEW LEADER'S GUIDE TO SUCCESS

### Table of Contents

Welcome to Girl Scouts.....	3
You—A Girl Scout Leader .....	4
Let's Get Started .....	5
Volunteer Resources.....	6
The Girl Scout Leadership Experience.....	7
Where Girl Scouts Can Take Your Girls.....	8
What Makes a Troop Successful.....	9
Guiding Your Troop Experience .....	10
Family Engagement .....	11
Let's Go! Your First Troop Meeting.....	12
Keeping Girls Safe.....	13
Funding the Fun.....	14
Secrets to the Best Troop Year.....	15
New Leader First Year Checklist.....	16
GSSNV Year Calendar.....	17
Quick References.....	18
Council Contact Information.....	19



"The work of today is the history of tomorrow, and we are its makers."

—Juliette Gordon Low

### **The Girl Scout Promise**

On my honor, I will try:  
To serve God\* and my country,  
To help people at all times,  
And to live by the Girl Scout Law.

**\*Members may substitute for the word God in accordance with their own spiritual beliefs.**

### **The Girl Scout Law**

I will do my best to be  
honest and fair,  
friendly and helpful,  
considerate and caring,  
courageous and strong, and  
responsible for what I say and do,  
and to  
respect myself and others,  
respect authority,  
use resources wisely,  
make the world a better place,  
and be a sister to every Girl Scout.

### **Our Mission**

Girl Scouting builds girls of courage, confidence, and character, who make the world a better place.



## NEW LEADER'S GUIDE TO SUCCESS

### Welcome to Girl Scouts!

Thank you for becoming a Girl Scout troop leader! We're thrilled you joined the Girl Scout Movement.

Girl Scouts is so much more than a fun activity—it's a movement. It's how girls become forces for good and make a difference in their schools and communities, across the country, and around the world. Girls—as well as the caring volunteers who support them—grow the values and leadership skills they need to power a lifetime of success and adventure, whatever that looks like for them.

This guide will prepare you to effectively lead during your first year as a Girl Scout troop leader. Need help along the way? Let us know! We have many tools, training resources, and people to support you through every step.

You're now a part of our team. We can't wait to see the impact you'll make this year!

Welcome to our Girl Scout movement, new volunteers! We are so glad you're here! Together, we'll inspire the next generation of female go-getters, risk-takers, innovators, and leaders to make a difference in our community and beyond.

In the following pages, you'll have an at-your-fingertips roadmap to ensure you have the most successful and rewarding volunteer experience possible. In addition to this handy guide, council staff is here to support you every step of the way. Feel free to stop by the office, call us, and follow us on social media. And, mark your calendars for our annual L.E.A.D. Conference where we celebrate YOU – our amazing volunteers!



**Kimberly Trueba**  
CEO







## NEW LEADER'S GUIDE TO SUCCESS

### You—A Girl Scout Leader!

#### Your Role

Being a Girl Scout troop leader is an incredible journey for you and your girls. And together you'll shape the future through all you do today! Along the way, you'll hone your own leadership style and discover that you'll achieve more than you thought possible.

In Girl Scouting, leadership isn't about being in charge or having a title; it's recognizing that you're part of a team and understanding that team's needs and interests.



#### Leadership is teaching girls:

- That they can do and be anything!
- That they are decision-makers who should own their decisions
- How to live the Girl Scout Law by modeling it for them

#### As a leader, see yourself as a coach who:

- Advises and cheers on your troop, not as a teacher with a planned lesson or activity
- Ensures each girl can carry out her responsibilities within the troop
- Encourages girls to build their skills and their ethics
- Gives more responsibility to the girls as they grow and develop

#### It's important to remember that:

- You can't expect to know everything the girls might want to learn
- You'll explore and learn alongside your girls and grow your confidence in the process
- You're not expected to know everything about Girl Scouting, but you should know where to go for information—and to ask for help when you need it





## NEW LEADER'S GUIDE TO SUCCESS

### Let's Get Started!

#### Managing Your Member Experience Online

After you have completed your volunteer registration steps, you'll receive an email prompting you to log into MyGS, your Girl Scout member community. MyGS allows you to manage your member experience online. You can also access MyGS via the council's website.

On the Troop tab in MyGS, you can see any girls and adults who have signed up for your troop and add new girls to your troop—and the Troop Opportunity Catalog allows you as the troop leader to display available openings in your troop for girls and/or volunteers. You can add your troop to the opportunity catalog by emailing [customerservice@girlscoutsnv.org](mailto:customerservice@girlscoutsnv.org) or speaking to a member of the Membership Support Team at (702) 385-3677.

#### Next Steps

Talk to the GSSNV Membership Support Team if you have questions about required trainings. We'll also put you in contact with volunteers in your area (your local Service Unit Team) who can offer you support on your journey.

#### Troop Leader Star Path

When you're set up for success, you'll be empowered to set up your troop for success! To help you become the best leader you can be, we offer in-person workshops, online training courses, and other great resources.

Get started by visiting gsLearn to complete the assigned training online. Through these self-paced courses, troop leaders will receive an introduction to Girl Scouts and gain insight into how Successful Girl Scout Leaders: Incorporate the 'Girl Scout Way' into thoughts and actions; know and apply GSLE when working with their troop to develop G.I.R.L.s, create a safe, inclusive, girl-led space which embraces troop diversity; understand and execute council specific guidelines around troop operations; begin guiding their troop into outdoor activities.

Visit [girlscoutsnv.org/events](https://girlscoutsnv.org/events) for a list of upcoming training opportunities.





## NEW LEADER'S GUIDE TO SUCCESS

### Volunteer Resources

#### The Volunteer Toolkit

This fully customizable digital planning tool provides you with Girl Scout program content, award requirements, and other resources, so that you can keep your Girl Scout year running smoothly. Accessible from any computer, tablet, or mobile device, the Volunteer Toolkit lets troop leaders:



- Explore meeting topics and program activities with their girls
- Print step-by-step activity guides and shopping lists
- Manage girl attendance and track achievements
- Add local events
- Track and share financial information
- Message and share meeting activities with troop families

#### Safety Activity Checkpoints

This guide has everything you need to prepare for and keep your girls safe during a range of activities outside the normal Girl Scout troop meeting. It can be found on our forms and documents page at: [girlscoutsnv.org](https://girlscoutsnv.org)

#### Volunteer Essentials

With key information, policies, and procedures that support the safe and consistent delivery of Girl Scout programming to girls across the council, Volunteer Essentials is just that—essential. By agreeing to be a Girl Scout volunteer, you agree to follow the guidance outlined in this resource. Volunteer Essentials is updated annually, and the latest version can always be found on our [website](#).

#### Tips for Troop Leaders

When you're looking for real-world advice from fellow troop leaders who've been there, this volunteer-to-volunteer resource on the Girl Scouts of the USA website has the tips you need for a successful troop year. Find it at [girlscouts.org/tipsfortroopleaders](https://girlscouts.org/tipsfortroopleaders).

#### Girl Scouts of Southern Nevada Event Calendar

Whether you're looking for activities for your girl scouts, training opportunities as a Girl Scout Volunteer, girl training for highest awards, or any other girl experiences, visit our [event calendar](#).







## NEW LEADER'S GUIDE TO SUCCESS

### The Girl Scout Leadership Experience

What makes Girl Scouts truly unique? Everything is designed especially for, and is tested by, girls! Our program centers on our research-backed Girl Scout Leadership Experience—that is, *what girls do and how they do it*. Activities are girl-led, which gives girls opportunities to explore leadership roles and to learn by doing in a cooperative-learning environment.

#### At Girl Scouts, girls will:

- ★ **Discover:** Every activity girls tackle through Girl Scouts helps them discover who they are, what excites them, and what their talents are.
  - ★ **Connect:** Girls collaborate with and learn from other people as they expand their horizons. This helps them care about and inspire others.
  - ★ **Take action:** As girls deepen their relationship with the world around them, they become eager to take action to make the world a better place.
- So what does this mean for your troop? Through Girl Scouting, your girls will develop a strong sense of self, demonstrate positive values, seek challenges, solve significant problems in the community, and establish healthy relationships. These aren't just good qualities—they're leadership skills that will last a lifetime!

### The Girl Scout Program Focus

No matter what excites your girls, they'll find engaging and fun activities in the four areas that make up the core of the Girl Scout program:



#### STEAM

Computer science, engineering, robotics, outdoor STEM, and more!



#### OUTDOORS

Adventure and skill building, from the backyard to the backcountry, including through camping experiences for all ages.



#### LIFE SKILLS


Civic engagement, healthy living, global citizenship, communication skills—to name a few.



#### ENTREPRENEURSHIP

The Girl Scout Cookie Program—the largest girl-led entrepreneurial program in the world—teaches goal setting, decision making, money management, business ethics, and people skills.

Whether they complete Girl Scout Leadership Journeys, earn badges, run their own cookie business, pack for their first hike, change the world through Take Action projects, or any combination of these activities, at Girl Scouts, every girl has countless ways to explore our four program areas and hone the skills they'll need to power a lifetime of success—whatever that looks like for them. Explore the many exciting possibilities with the Award and Badge Explorer at [girlscouts.org/badges](http://girlscouts.org/badges).





## NEW LEADER'S GUIDE TO SUCCESS

### Where Girl Scouts Can Take Your Girls

As your girls progress through Girl Scouts, they'll learn to take the reins and make their Girl Scout experiences their own—it's what being girl-led is all about! And as a leader, you'll encourage them to dream big and challenge themselves as they take their newfound passions to the next level.

While program elements—like outdoor expeditions and entrepreneurial ventures—align across all grade levels, Girl Scout Daisies and Brownies won't be doing the same activities as seasoned Seniors and Ambassadors. But by building on the knowledge and skills they gain year after year, your girls' confidence will grow exponentially and they'll be eager to take those next steps.

So what can you expect as they grow through each level of Girl Scouting?




**Girl Scout Daisies (Grades K & 1)** sparkle with that first-time newness in everything they do. They go on trips, learn about nature and science, and explore the arts and their communities—and so much more. Daisies can also earn learning petals.



**Girl Scout Brownies (Grades 2 & 3)** work together as they earn badges and explore their communities. Friendship, fun, and age-appropriate activities begin at the Girl Scout Brownie meeting and move out to the community and the wider world. While earning badges, Brownies build skills, learn hobbies, and have fun!




**Girl Scout Juniors (Grades 4 & 5)** are big-idea thinkers. They're explorers at camp and product designers when they earn their Innovation and Storytelling badges, or even their Bronze Award. Every day, they wake up ready to play a new role.



**Girl Scout Cadettes (Grades 6-8)** chart their own courses and let their curiosity and imagination lead the way. They learn about the power of being a good friend, gain confidence by mentoring younger girls, and can earn their Silver Award.



**Girl Scout Seniors (Grades 9 & 10)** are ready to take the world by storm, and Girl Scouts gives them countless ways to do it. Their experiences shape their world, while giving them a safe space to be themselves and explore their interests. Seniors can earn the prestigious Gold Award.



**Girl Scout Ambassadors (Grades 11 & 12)** know that small acts produce big change. While they get ready for life beyond high school, Girl Scouts helps them take flight. They can also earn their Gold Award and drive lasting impact in their communities.





## NEW LEADER'S GUIDE TO SUCCESS

Throughout their time as Girl Scouts, girls grow into forces for good who transform the world through the Bronze, Silver, and Gold Awards. By earning these awards, your girls will tackle issues close to their hearts and make a real difference—and the Gold Award qualifies them for exclusive college scholarships and opens doors to promising career opportunities. The longer your girls are in Girl Scouts, the brighter their futures will be!



### What Makes a Successful Troop Experience?

No matter where your girls live, a universal Girl Scout experience connects them to their fellow Girl Scout sisters around the country. And there are so many ways to make sure your girls get the full Girl Scout experience in a way that excites and inspires them!



### You can count on Girl Scouts to provide:

- All-girl spaces
- Supportive adult mentors
- Tools for family involvement
- Cooperative, hands-on learning
- Girl-led activities
- Rigorous safety standards

### Throughout the troop year, you'll support your girls as they...

- Attend regular meetings
- Earn badges and Girl Scout awards
- Complete Take Action projects
- Participate in the Cookie and Product Sale programs
- Get outdoors
- Go on field trips
- Learn Girl Scout traditions
- And, so much more!





## NEW LEADER'S GUIDE TO SUCCESS

### Guiding Your Troop Experience

In leading a new troop, you'll want to guide the structure and experiences of your troop—from how and when meetings are held to how the troop communicates, and from steering girl-led activities to setting financial expectations. You'll make these decisions collaboratively with your volunteer team or co-leader, as well as with input from the girls and their parents/caregivers.

Use these questions to guide your conversation with troop volunteers or co-leader before discussing the topics with parents and caregivers.

#### Meeting Logistics

When will we meet and for how long? How frequently should we schedule troop meetings?

Where will we meet? (Troop leader pro tip: great meeting spaces include schools, places of worship, libraries, and community centers. If working with teens, consider meeting at coffee shops, bookstores, or another place they enjoy.)

If meeting in a CCSD school, reach out to council for information about talking to schools about your meeting place.

#### Your Troop

Will our troop consist of girls in a single grade level or facilitated as a multilevel troop with girls of many grade levels?

#### Troop Communication

How often will we communicate with troop families?

How will we keep families in the loop? The Volunteer Toolkit? Emails? Group texts?

#### Money Matters

Will our troop charge dues?

How much money will we need to cover supplies and activities? What should our financial plan look like?

Which components of the uniform—tunic, sash, vest—will troop families need to purchase? (Troop leader pro tip: get the full rundown on uniforms and insignia at [girlscouts.org/uniforms](https://www.girlscouts.org/uniforms).)

Remember! Some families may have financial hardships and may not be able to assist with dues. Think of other ways to allow them to contribute to troop.

### Your Troop Volunteer Team

It takes a village to lift up the next generation of leaders; you don't have to embark on your troop leader journey alone! Set the stage for a successful troop year by tapping into the people and resources already at your fingertips. Parent and caregivers are encouraged to participate in your girl's troop experience. Your support keeps the troop running smoothly. Get involved:

- Offer to host & facilitate meetings in your home or a local venue
- Send emails or texts to keep everyone in the know
- Plan badge activities for the troop and rotate facilitating
- Organize community service projects for the troop
- Create a snack calendar for troop meetings
- Chaperone outdoor adventures
- Whether you can give a few hours, or an entire weekend- volunteering with Girl Scouts is flexible, fun and rewarding!





## NEW LEADER'S GUIDE TO SUCCESS

### Family Engagement: The Key Ingredient to Successful Girl Scout Troops!

Girl Scouting provides the best opportunities for girls when families step up and play an active part in the troop. Without meaningful support from parents, it's difficult for a troop to be all it can be. Plus, girls feel a special sense of pride when their families take part and show interest in the things they're doing!

A parent/caregiver meeting should be the first meeting you hold each troop year—it sets up both new and returning troops for success!

#### Why? Because it helps:

- Families understand what Girl Scouting can do for their girls
- Families and leaders identify ways they will work as a team to support the troop
- Families and leaders agree about what the troop pays for and what families pay for individually
- Fill key troop positions! You never know which parent will make an awesome assistant leader or troop cookie helper!
- Families know how the troop will communicate things like upcoming events and schedule changes
- Families learn about uniforms, books, and other important basics



Outlining clear expectations, building a team, and engaging families in the Girl Scout experience is a great way to start off on the right foot. When families are involved, leaders have support, and when the troop has a plan, girls benefit!

Check out our step-by-step guide and family meeting outline in the Volunteer Toolkit. This hour-long meeting will make all the difference in the year ahead: **100% of troops with the most satisfied parents and troop leaders report that they hold parent meetings.** You'll also want to hold an additional family meeting ahead of cookie season to introduce families to the program and how they can pitch in.

### Family Involvement

Girl Scout programming is always focused on the girls themselves, it's important and helpful to open a few events to their families throughout the year. Inviting the whole crew—whether it's through a virtual meeting where siblings and caregivers join in the fun or a bridging ceremony—helps families better understand the value of Girl Scouts and makes them more likely to invest their time and talents in the troop.

Keep communication lines open throughout the year—whether it's through your troop's social media page, personal emails, or in-person chats—to keep parents in the loop on what the girls are doing and learning during each meeting, and encourage them to let their girl “be the expert” at home, by, for example, explaining or teaching a new skill she's learned to the rest of the family.



## NEW LEADER'S GUIDE TO SUCCESS

### Let's Go—Your First Troop Meeting!

Your first troop meeting is a great chance to get to know the girls and brainstorm the exciting things they want to do in the year to come. If you're feeling a little nervous about leading troop meetings and experiences with your girls, that's OK! Just remember that:

**It doesn't need to be perfect.** Did an activity run over time? Or maybe you had tech issues during your virtual meeting? Take a deep breath, roll with the changes, and have fun! The girls aren't expecting perfection from you: your time, attention, and guidance are the best part of your leadership.

**Learn with your girls.** Keeping activities girl-led also means that at some point the girls will want to earn a badge or complete a project in a subject unfamiliar to you. But don't let that hold you back! Be open with the girls when you don't know something and become their partner in learning more. You'll show them that learning is a lifelong process and that, with an open mind, they can overcome any challenges that come their way.

### Six Elements of a Great Troop Meeting

- 1. Getting Started.** Plan activities for the girls on arrival so that they have something to do until the meeting begins. This could be as simple as providing coloring pages, journaling, or talking with one another. (5 minutes)
- 2. Opening.** Each troop decides how to open its meetings—most begin with the Girl Scout Promise and Law, a simple flag ceremony, song, game, story, or other activity designed by the girls. (5–10 minutes)
- 3. Troop business.** Collect dues and make announcements, or plan an upcoming event or trip while families are present. (5 minutes)
- 4. Let the fun begin.** Use the meeting plans found in the Volunteer Toolkit! Activities are already designed to fit easily into this part of your meeting as you help your troop earn badges and complete Journeys. (30–45 minutes)
- 5. Clean up.** Because Girl Scouts should always leave a place cleaner than they found it! (5 minutes)
- 6. Closing.** Just like the opening, each troop can decide how to close—with a song, game, story, or pretty much anything else! (5–10 minutes)

### First Meeting Checklist

- ☐ **Cover the basics.** Review the details about when and where the meeting will take place and make sure families are aware.
- ☐ **Get ready.** Use the Volunteer Toolkit to verify your troop roster and email parents. This might be a great time to ask parents to provide you with any needed items, such as health history forms, uniform order forms, and troop dues.
- ☐ **Know the agenda.** Refer to our “Six Elements of a Great Troop Meeting” and the Volunteer Toolkit sample meeting agenda.
- ☐ **Review and practice your agenda.** You'll feel calmer during the actual meeting and ready to make adjustments as needed.
- ☐ **Be prepared...for fun!** When the girls and parents see that you're prepared for the meeting and ready to have a great time, they'll follow your lead!





## NEW LEADER'S GUIDE TO SUCCESS

### Keeping Girls Safe

#### Understanding How Many Volunteers You Need

From camping weekends to cookie booths, adult volunteers must always be present to ensure their girls have fun and stay safe, no matter their grade level.

Not sure just how many adult volunteers (background checked members of Girl Scouts of Southern Nevada) you'll need for your activity? The chart below breaks down the minimum number of volunteers needed to supervise a specific number of girls.

<b>Volunteer-to-girl ratio chart</b>  <b>Remember:</b> <i>A CPR/First Aid certified volunteer must be at all meetings and activities where girls are present.</i>	Group Meetings		Events, Travel, and Camping	
	Two unrelated volunteers (at least one of whom is female) for this number of girls:	Plus one additional volunteer for each additional number of this many girls:	Two unrelated volunteers (at least one of whom is female) for this number of girls:	Plus one additional volunteer for each additional number of this many girls:
Girl Scout Daisies (grades K-1)	12	1-6	6	1-4
Girl Scout Brownies (grades 2-3)	20	1-8	12	1-6
Girl Scout Juniors (grades 4-5)	25	1-10	16	1-8
Girl Scout Cadettes (grades 6-8)	25	1-12	20	1-10
Girl Scout Seniors (grades 9-10)	30	1-15	24	1-12
Girl Scout Ambassadors (grades 11-12)	30	1-15	24	1-12

#### Planning Safe Activities

When preparing for any activity with girls, check Girl Scouts' [Safety Activity Checkpoints](#) for required guidelines on where to do the activity, how to include girls with disabilities, where to find both basic and specialized gear for the activity, and the specific steps to follow on the day of the activity. *Safety Activity Checkpoints* will also note if a first-aider is required.

If a safety activity checkpoint doesn't exist for an activity you and your girls are interested in, contact Customer Care at [customerservice@girlscoutsnv.org](mailto:customerservice@girlscoutsnv.org) before making any definite plans.

#### What to Do in an Emergency

Although we all hope the worst never happens, you should know and follow our council's procedures for handling emergency incidents. Remember, at the scene of an incident, safety is your first priority. Provide care for the injured person and/or obtain medical assistance, then immediately report the emergency to emergency services, parents/guardians, and the GSSNV emergency number, (702) 971-1402.

Make sure a general first-aid kit is available at your meeting place and accompanies girls on any activity. You may need to provide the kit if one is not already available at your meeting location. You must always have on hand the names and telephone numbers of our council office, parents/caregivers of your girls, and emergency services such as the police, fire department, and hospital.



## NEW LEADER'S GUIDE TO SUCCESS

### Funding the Fun

Your girls probably have some big ideas about what they want to do in Girl Scouts—and that's awesome! As a troop leader, you'll coach them as they learn to earn and manage troop funds. But where do you start? Troop activities are powered in two main ways:

**Troop dues.** Many troops decide to collect troop dues to help provide startup funds for troop activities and supplies. These could range from a few dollars per meeting to a lump sum for the entire school year. It's completely up to each troop to decide what works best for them to support the activities they want to do. All families may not be able to pay dues or pay a lump sum and the troop should find other ways the family can help the troop while not making it obvious that the family has a hardship.

**Money-earning activities.** The fall product and cookie programs are the primary money-earning activities for a troop—and they're a hands-on way for girls to learn money management skills that will serve them for the rest of their lives. You'll learn the ins-and-outs of these programs in a separate training. Refer to the [Girl Money Earning Guidelines & Application](#) for additional opportunities.


We know you have more questions about troop finances, and we've got answers! You'll get all the information at the Finance 101 training and the troop finances portion of Volunteer Essentials for the details you'll need to keep troop business running smoothly.

### Money FAQ's

**Opening a bank account:** New troops will need to set up a bank account to collect dues, pay for troop supplies and activities, and collect product sales revenue. Volunteer Essentials breaks down the process for you.

**Financial assistance:** Finances shouldn't stand in the way of a Girl Scout's participation. Any girl needing financial assistance for membership can request it as part of the online member registration process. Other financial assistance is available for uniform components, and camps, and can be requested.

**Tax exemption:** Councils are 501(c)(3) nonprofits, so take advantage of our council's tax-exempt form when purchasing supplies and materials for Girl Scout troop use.





## Secrets to the

## Best Troop Year Ever:

- Hold 2 meetings per month
- Complete 4 badges per year
- Participate in 4 different activity types per year (Community Service, Field Trips, Camping, STEM, Badges, Patch Programs, etc.) - be sure to ask girls for their input!
- Participate in the Girl Scout Cookie and Fall Product Programs
- Enhance the experience by...
  - ...getting girls to work together in groups
  - ...getting girls outside
  - ...engaging in community service
  - ...communicating and engaging parents/caregivers in the troop experience







## NEW LEADER'S GUIDE TO SUCCESS

### New Leader First Year Checklist

#### Before Your Troop Begins:

- ☐ Register as an adult volunteer at: [gssnv.org/join](https://gssnv.org/join)
- ☐ Complete your background check
- ☐ Complete New Leader Training modules on gsLearn
- ☐ Complete the New Troop Information Form to get your new troop number
- ☐ When you have your new troop number; complete and send the new troop bank account form to: [customerservice@girlscoutsnv.org](mailto:customerservice@girlscoutsnv.org) for approval
- ☐ Complete a CPR/First Aide Training by an approved agency that is at least 51% in-person as per GSSNV guidelines. Send certification to: [customerservice@girlscoutsnv.org](mailto:customerservice@girlscoutsnv.org)
- ☐ Prepare a First Aide Kit and emergency contact list to have with you at Girl Scout activities and meetings



#### Planning Your Troop Meetings and Activities:

- ☐ Plan your first meeting - a parent/caregiver meeting to go over expectations of the girls and caregivers during the Girl Scout year.
- ☐ Plan your first troop meeting! Meeting plans for all age level's and multi-level troops can be found on the Volunteer Toolkit (VTK). Just log into your myGS account to access the Volunteer Toolit.
- ☐ Collect Health History and Activity Permission forms for each girl in your troop. Keep these for your records and keep them on hand for troop meetings and other Girl Scout activities.
- ☐ When planning activities, familirize yourself with the Safety Activity Checkpoints to ensure that all safety ratios and protocols for adults/girls are met.
- ☐ Plan to read over the Volunteer Essentials on our website. Go through each section and please refer back to the Volunteer Essentials throughout the year to find answers to any questions that might arise.
- ☐ Have fun! The girls in your troop will appreciate and benefit from you work to get here! Girls depend on amazing volunteers like you to provide them an opprotunity to join the Girl Scout sisterhood.



## NEW LEADER'S GUIDE TO SUCCESS

### Girl Scout Year Calendar

<b>October</b> 10/31: Juliette Gordon Low's Birthday 🍰 10/7: Badge-O-Rama 🌟 10/16: CEO in Training ★ 10/27: Home Means Nevada council patch workshop 🌟	<b>November</b> Troop Leader/Troop Product Coordinator Cookie Training – Getting ready for the Cookie Program! 🔥 11/5: Outdoor Game Day 🍀 11/17: VEC: Friendsgiving Event 🍀	<b>December</b> Troop Leader/Troop Product Coordinator Cookie Training – Getting ready for the Cookie Program! 🌍 12/9: Holidays Around the World 🔥 12/17-12/20: Winter Holiday Camp at Frias Frontier 🔥
<b>January</b> 1/3: Girl Scout Cookie Program starts! 🍪 1/13: GSSNV World Thinking Day 🌍 1/15: MLK Day ★ 1/27: Thin Mint Sprint/Cookie Rally 🍪	<b>February</b> 2/22: World Thinking Day Celebrating Girl Scouting around the world. 🌍 2/17: Spring Festival Parade ★ 2/9: Cookie Booths Start 🍪	<b>March</b> 3/10-3/16: Girl Scout Week 🍀 3/12: Girl Scouts Birthday 🍀 3/10-3/14: Haunted Virginia City Tour 👻 3/11-3/15: Spring Break Camp 🔥 3/16: St. Patrick's Day Parade 🍀
<b>April</b> 4/22: Troop Leader's Day ❤️ Celebrating our awesome troop leaders! TBD: Southern California Mystery Trip? 🤔 TBD: GSSNV Earth Day Celebration 🌍 4/20: Daisy Girl Scouts Horse Adventure with caregivers 🐎	<b>May</b> TBD: Bridging Ceremony 🏠 5/24: Frias Family Camp Weekend 🎠 5/28: Overnight Camp Begins 🔥	<b>June</b> 6/1: Girl Scouts day at Cowabunga Bay 💧 6/5: Savannah, GA. Trip 🍀 6/23: Highest Awards Ceremony ★ TBD: Utah Adventure ★
<b>July</b> Overnight Camp Ends 🔥 Ducktail Day Camp Begins 🦆	<b>August</b> 8/24: 12th Annual L.E.A.D. Conference ★ Ducktail Day Camp Ends 🦆	<b>September</b> 9/14: Desert Before Dinner Gala 🌟

### Calendar Glossary

**Juliette Gordon Low's Birthday:** Founder of Girl Scouts Juliette Low was born on October 31st. Troops celebrate Juliette's special day by learning more about her and doing a S.W.A.P. (Special Whatchamacallit Affectionately Pinned Somewhere) themed around her.

**Badge-O-Rama:** Your girl(s) will be able to unlock multiple badges in one day! Earning various STEM badges and even doing a Journey (minus the Take Action portion).

**VEC Friendsgiving Event:** Our Volunteer Engagement Committee (VEC) holds various events for any and all registered Girl Scout Volunteers. Friendsgiving is where the VEC will provide the main courses and you're welcome to bring a side dish or desert to share!

**Girl Scout Week:** This week is celebrated by all Girl Scouts and Girl Guides. There will be activities available for troops to do through the week! Lookout for them on all socials!



## NEW LEADER'S GUIDE TO SUCCESS



### Quick References

#### **For questions:**

Contact us by

E-mail: [customerservice@girlscoutsnv.org](mailto:customerservice@girlscoutsnv.org)

Phone: (702) 385-3677

#### **In case of emergency,**

Please follow the procedure outlined in Safety Activity Checkpoints and always keep the Girl Scouts of Southern Nevada emergency number on hand - (702) 971-1402.





## NEW LEADER'S GUIDE TO SUCCESS

### Council Contact Information

Where we're located and how to connect

#### Office

2941 HARRIS AVENUE  
LAS VEGAS, NV 89101

#### Office Hours

**MONDAY - THURSDAY (IN-PERSON)**

9:00 AM - 5:00 PM

**FRIDAY (PHONE ASSISTANCE)**

9:00 AM - 5:00 PM

#### Shop Hours

**MONDAY - THURSDAY**

9:00 AM - 5:00 PM

**FOLLOWING SATURDAYS FROM 10 AM - 1PM**

Oct. 7th, Nov. 4th, Dec. 9th, Jan. 13, Feb. 10, Mar. 2,  
Apr. 6, May 4, June 8, July 13, Aug. 3, Sept. 7

#### Follow us on Social



/GIRLSCOUTSNV



/GIRLSCOUTSNV



/GIRLSCOUTSNV



/COMPANY/GIRLSCOUTSNV



**girl scouts**   
of southern nevada

[www.girlscoutsnv.org](http://www.girlscoutsnv.org)

(702) 385-3677

[customerservice@girlscoutsnv.org](mailto:customerservice@girlscoutsnv.org)